

MASTER[®]
CLIMATE SOLUTIONS



2023/2024

PORTABLE CLIMATE SOLUTIONS

HEATING, COOLING, DRYING, VENTILATION AND AIR CLEANING

DANTHERMGROUP

DANTHERM GROUP



About the Dantherm Group











Dantherm Group is a European leader in portable and installed climate control solutions for a wide range of industries and uses. Based on the heritage of the variety of brands we own, our climate control experts build and manufacture hundreds of thousands of exceptional heating, cooling, dehumidification, air cleaning and ventilation units in or own factories in Europe every year. All of them are designed to create healthy and comfortable climate surroundings in a sustainable, energy-efficient and cost-effective way.

Why partner with us

- European design quality
- Experts in climate control
- Extensive range of solutions






INDEX

HEATING




Product	Name	Description	Applications	Page
	ACCESSORIES	Optional accessories and consumables packs		10-17
	DIRECT OIL-FIRED HEATERS	Air heaters for open or well-ventilated areas	<ul style="list-style-type: none"> ● Agriculture ● Construction ● Garage 	18-19
	INDIRECT OIL-FIRED HEATERS	Air heaters that generate 100% clean air - ideal for places with limited ventilation	<ul style="list-style-type: none"> ● Agriculture ● Construction ● Industry ● Warehouse ● Garage ● Emergency ● Events 	20-29
	ELECTRIC HEATERS	Electric fan heaters, PTC, ductable, high temperature heaters	<ul style="list-style-type: none"> ● Agriculture ● Construction ● Industry ● Warehouse ● Garage 	30-34
	INFRARED OIL-FIRED HEATERS	Oil-fired infrared heaters for spot heating	<ul style="list-style-type: none"> ● Agriculture ● Construction ● Industry ● Warehouse 	35-38
	ELECTRIC INFRARED HEATERS	Electric infrared heaters	<ul style="list-style-type: none"> ● Agriculture ● Construction ● Industry ● Warehouse 	39
	GAS-FIRED HEATERS	Propane-butane portable air heaters	<ul style="list-style-type: none"> ● Agriculture ● Construction 	40-41
	FIXED HEATERS	Gas-fired and oil-fired air heaters	<ul style="list-style-type: none"> ● Agriculture ● Industry ● Warehouse ● Garage 	42-43
	WATER HEATER	Portable water heater for emergency or functional heating	<ul style="list-style-type: none"> ● Construction ● Emergency 	44
	HEATING POWER CALCULATOR	How to choose your heater?		45

INDEX

DRYING



Product	Name	Description	Applications	Page
	CONDENSATION DEHUMIDIFIERS	Portable dryers with rotomoulded or metal casing	<ul style="list-style-type: none"> ● Agriculture ● Construction ● Industry ● Warehouse ● Restoration works ● Rental 	50-58
	ADSORPTION DEHUMIDIFIERS	Compact, high efficiency dryers to work in lower temperatures	<ul style="list-style-type: none"> ● Agriculture ● Construction ● Industry ● Warehouse ● Restoration works 	59
	HUMIDITY METER	Professional humidity meter for quick moisture measurement	<ul style="list-style-type: none"> ● Construction ● Restoration works 	60
	DRYING CAPACITY CALCULATOR	How to choose your dehumidifier?		61
	REMOTE MONITORING	Simplify system for remote climate control		62-63

COOLING





Product	Name	Description	Applications	Page
	PORTABLE AIR COOLERS	Evaporative portable coolers	<ul style="list-style-type: none"> ● Agriculture ● Industry ● Warehouse ● Restaurants ● Rental ● Events 	68-74
	FIXED AIR COOLERS	Evaporative fixed coolers	<ul style="list-style-type: none"> ● Agriculture ● Industry ● Warehouse ● Restaurants 	75-77
	PORTABLE AIR-CONDITIONERS	Multifunctional air-conditioners	<ul style="list-style-type: none"> ● Industry ● Public spaces ● Emergency ● Events 	78-80

INDEX

AIR CLEANING

Product	Name	Description	Applications	Page
	AIR CLEANERS AND AIR SCRUBBERS	Air cleaning solutions for commercial and home applications	<ul style="list-style-type: none"> Warehouse Restoration works Construction Public spaces House 	86-88
	DUST CONTROL EQUIPMENT	Dust stop door and walls for construction projects	<ul style="list-style-type: none"> Construction Restoration works Industry 	89-91

VENTILATION

Product	Name	Description	Applications	Page
	PORTABLE FANS	Professional fans in rotomoulded or metal casing	<ul style="list-style-type: none"> Agriculture Construction Warehouse Industry Restoration works Rental Events 	96-99
	AIR BLOWERS	Multifunctional air blowers for vast number of applications	<ul style="list-style-type: none"> Agriculture Industry Warehouse Restoration works Construction 	100-103
	DESTRATIFIERS	Heavy-duty ceiling fans for commercial use	<ul style="list-style-type: none"> Agriculture Industry Warehouse 	104-105
	FLOOR DRYERS	Air blowers with flat difusers, ideal for construction and renovation works	<ul style="list-style-type: none"> Restoration works Construction Warehouse 	106

HEATING

Warm air is not just a requirement throughout spaces in cold environments. Commercial and industrial heating can be an asset for a wide variety of applications all year round.

Our range of commercial oil, gas and electric heating products are safe and robust, offering easy installation inside or out. Whether you need to heat a factory, warehouse or construction site or provide mobile heating to tents or temporary structures, our team can advise on the best heating solution for your needs.



WHY **CHOOSE MASTER** PORTABLE HEATERS?



SAVE MONEY

Master heaters are plug and play: they do not need installation.



CHOOSE YOUR ENERGY

Choose the most suitable energy source for your application.



USE THE SAME HEATER IN DIFFERENT PLACES

Master heaters are portable.



RESPECT THE ENVIRONMENT

Master heaters are designed to minimise environmental impact and CO₂ footprint.



HEAT ONLY WHAT YOU NEED

Master heaters can heat either large or small areas.



REDUCE YOUR COSTS BY BUYING ONLY THE POWER YOU NEED

Further Master heaters can be added if necessary.



HEAT ONLY WHEN YOU NEED

Master heaters warm up very quickly.



PROTECT YOUR INVESTMENT

Master heaters last many years and spare parts are available for at least 10 years.



AVOID OVERHEATING AND OVERSPENDING















Master heaters can be controlled by a remote thermostat.



3-YEAR WARRANTY






Master offers a 3-year warranty on all products. Who else can say that? Read the warranty terms online.

HEATING SOLUTIONS FOR: CONSTRUCTION, PRODUCTION & LOGISTICS, WORKSHOPS & GARAGES

APPLICATION						
	DIRECT OIL HEATERS	INDIRECT OIL HEATERS	ELECTRIC FAN HEATERS	GAS HEATERS	INFRARED OIL HEATERS	INFRARED ELECTRIC HEATERS
CONSTRUCTION						
 HEATING CONSTRUCTION SITES	●	●	●	●	●	●
 HEATING ROADWORKS	●				●	
 DRYING BUILDINGS AND PAINT		●	●		●	●
INDUSTRY & WAREHOUSES						
 SPACE HEATING	●	●	●	●		
 SPOT HEATING					●	●
WORKSHOPS & GARAGES						
 SPACE HEATING					●	●
 SPOT HEATING	●	●	●	●		
DISINFECTION AND PEST CONTROL						
 BUG AND VIRUS KILLING*			●			

* See Master EKO electric heaters

HEATING SOLUTIONS FOR: AGRICULTURE, EVENTS & MILITARY, EMERGENCY

APPLICATION						
	DIRECT OIL HEATERS	INDIRECT OIL HEATERS	ELECTRIC FAN HEATERS	GAS HEATERS	INFRARED OIL HEATERS	INFRARED ELECTRIC HEATERS
AGRICULTURE						
 HEATING LIVESTOCK FACILITIES		●	●	●	●	●
 HEATING GREENHOUSES	●	●		●		
 HEATING STORAGE FACILITIES	●	●	●	●		
 DRYING CROPS		●	●			●
EVENTS & MILITARY						
 OUTDOOR HEATING		●			●	●
 TENT HEATING		●	●			●
EMERGENCY						
 SPACE HEATING		●	●		●	
 SPOT HEATING					●	●

ACCESSORIES

To ensure a maximum comfort of use and to meet the needs of various applications of our heating products, we have developed a wide offer of accessories for them. Whether you need a device for professional or home use, you can customize it with our range of additional equipment.



THERMOSTATS






Illustration	Accessory	Code	Description	Products
	Analogue thermostat TH5 with cable	4150.109 4150.112	3m 10m Temperature range -5°C/+35°C	Direct oil, indirect oil, AIR-BUS, BLP ET B 18, B 30, RS 40, XL 9, XL 61, XL 91, DC 61, CF 75
	TAC thermostat	4250.318	3m Temperature range -5°C/+35°C	ACD 137
	Digital thermostat THD with cable	4150.133 4150.134	5m 10m Temperature range -30°C/+100°C	Direct oil, indirect oil, AIR-BUS, DC 61, BLP ET CF 75, XL 61, XL 91
	Remote thermostat THK with probe	4150.137	10m Temperature range -30°C/+100°C	EKO 3, EKO 9

FUEL SYSTEMS


Illustration	Accessory	Code	Description	Products
	Fuel preheater	4100.827 4033.049		B 180, BV 77 B 230, B 360, BV 110, BV 170, BV 290, BV 400, XL 9, XL 91
	Fuel line	4031.460	4m	BV 471, BV 691, BV 400
	Fuel scoop	4515.510		B 230, B 360, BV 110, BV 170, BV 290, BV 471, BV 691, BV 400
	Quick connector to flex pipes for separate tank	4034.880 4035.232 4240.580		B 230, B 360, BV 110, BV 170, BV 290 BV 400 BV 471, BV 691
	External tanks	4240.780 4240.800	150l 200l	BV 471 BV 691

ACCESSORIES

EXHAUST SYSTEMS


Illustration	Accessory	Code	Description	Products
	Stainless steel exhaust pipe 1m	4013.260 4013.243 4013.245	Ø120mm Ø150mm Ø200mm	BV 77, BV 110, BV 170, BV 290, BV 400 BV 471, BV 691
	Stainless steel exhaust elbow 90°	4013.261 4013.247 4013.248	Ø120mm Ø150mm Ø200mm	BV 77, BV 110, BV 170, BV 290, BV 400 BV 471, BV 691
	Stainless steel exhaust adjustable elbow 0 - 90°	4515.977 4515.950 4515.951	Ø120mm Ø150mm Ø200mm	BV 77, BV 110, BV 170, BV 290, BV 400, BV 471, BV 691
	Stainless steel chimney pot	4013.262 4013.249 4013.250	Ø120mm Ø150mm Ø200mm	BV 77, BV 110, BV 170, BV 290, BV 400 BV 471, BV 691
	Kit for chimney fixing in working and transportation position	4240.567 4240.682		BV 471 BV 691

POWER CORDS

Illustration	Accessory	Code	Description	Products
	Extension cord	4515.331 4515.332 4515.333 4515.334 4511.035 4511.036	16A, 5m 16A, 10m 32A, 5m 32A, 10m 63A, 5m 63A, 10m	B 5, B 9 B 5, B 9, EW -18E B 15, B 18, B 22 B 15, B 18, B 22, EW 18-E B 30, RS 40 B 30, RS 40



RAIN COVERS

Illustration	Accessory	Code	Description	Products
	Rain covers	4514.652 4514.651 4514.650	-	BV 77 BV 110, BV 170 BV 290



ACCESSORIES

ADDITIONAL EQUIPMENT

Illustration	Accessory	Code	Description	Products
	Trolley	4103.925 4201.159		B 35, B 70 XL 61, DC 61
	Stand	4012.321		HALL 1500
	Pneumatic wheels	4240.585 4240.684		BV 471 BV 691
	Rotating wheels kit	4240.598 4240.667		BV 471 BV 691
	Lift brackets	4034.922 4034.926		BV 110, BV 170, B 230 BV 290, B 360
	Forklift slots	4240.576 4240.681 4035.224		BV 471 BV 691 BV 400
	Uplift kit	4035.112		BV 400
	Lateral bumper kit	4240.560 4240.683		BV 471 BV 691
	Orientable frame	4103.150		BLP 33M/E, BLP 53M/E, BLP 73M/E

ACCESSORIES

AIR OUTLETS AND INLETS

Illustration	Accessory	Code	Description	Products
	1-way outlet panel	4240.825 4240.633	Ø60cm Ø70cm	BV 471 BV 691
	2-way outlet panel	4511.808 4511.807 4034.898 4034.911 4240.235 4240.668	2 x Ø23cm 2 x Ø31cm 2 x Ø31cm 2 x Ø31cm 2 x Ø40cm 2 x Ø50cm	B 18 B 30 BV 110, BV 170 BV 290 BV 471 BV 691
	4-way outlet panel	4240.553 4240.669	4 x Ø27cm 4 x Ø32cm	BV 471 BV 691
	1-way outlet	4033.976	Ø40cm	BV 400
	2-way outlet	4034.480	Ø31cm	BV 400
	Air inlet kit for recycling	4100.826 4100.825 4035.068 4240.709 4240.748	Ø31cm Ø41cm Ø41cm Ø58cm Ø68cm	BV 110, BV 170 BV 290 BV 400 BV 471 BV 691
	Outlet adaptor ring	4034.929 4034.890 4034.895 4210.180	Ø31cm Ø34cm Ø41cm Ø51cm	BV 77 BV 110, BV 170 BV 290 RS 40

FLEX TUBES



Whether you need an oil heater for a factory, warehouse or construction setting, our flex tubes will help you to deliver the hot air in any place you may need. With many installation options they are the first choice accessory for indirect heaters users.







FLEX TUBE OPTIONS

Illustration	Accessory	Code	Description	Products
	NYLON flex tubes Black bag included	4515.364	Ø23cm - 7.6m	B 18 (2-way outlet)
		4515.360	Ø31cm - 7.6m	BV 77, BV 110 (2-way outlet), BV 170 (2-way outlet), BV 290 (2-way outlet), BV 400 (2-way outlet), Heylo DE 20 SH BV 471 (4-way outlet), B 18 EPR (1-way outlet), B 30 EPR (2-way outlet)
		4515.367	Ø34cm - 7.6m	BV 110 (1-way outlet), BV 170 (1-way outlet), BV 691 (4-way outlet)
		4515.361	Ø41cm - 7.6m	BV 290 (1-way outlet), BV 400 (1-way outlet), BV 471 (2-way outlet), B 30 EPR (1-way outlet)
		4515.366	Ø51cm - 7.6m	BV 691 (2-way outlet), RS 40
		4515.362	Ø61cm - 7.6m	BV 471 (1-way outlet)
		4515.365	Ø71cm - 7.6m	BV 691 (1-way outlet)
	PVC flex tubes black and yellow	4515.557	Ø23cm - 7.6m	B 18 (2-way outlet)
		4515.572	Ø31cm - 3.0m	BV 77, BV 110 (2-way outlet), BV 170 (2-way outlet), BV 290 (2-way outlet), BV 400 (2-way outlet), BV 471 (4-way outlet), B 18 EPR (1-way outlet), B 30 EPR (2-way outlet)
		4515.553	Ø31cm - 7.6m	BV 77, BV 110 (2-way outlet), BV 170 (2-way outlet), BV 290 (2-way outlet), BV 400 (2-way outlet), BV 471 (4-way outlet), B 18 EPR (1-way outlet), B 30 EPR (2-way outlet)
		4515.558	Ø34cm - 7.6m	BV 110 (1-way outlet), BV 170 (1-way outlet), BV 691 (4-way outlet)
		4515.570	Ø34cm - 3.0m	
		4031.401	Ø41cm - 7.6m	BV 290 (1-way outlet), BV 500 (1-way outlet), BV 471 (2-way outlet), B 30 EPR (1-way outlet)
		4515.571	Ø41cm - 3.0m	
		4515.552	Ø51cm - 7.6m	BV 691 (2-way outlet), RS 40
		4031.038	Ø61cm - 7.6m	BV 471 (1-way outlet)
4515.556	Ø71cm - 7.6m	BV 691 (1-way outlet)		
	Perforated tubes	4514.593	Ø51cm	
		4514.594	Ø61cm	
		4517.617	Ø71cm	
	Bags for black and yellow flex tubes	4515.592	Ø31cm	For tubes: 4515.553/4515.572/ 4515.557
		4515.591	Ø41cm	For tubes: 4031.401/4515.571/4515.558/ 4515.570
		4515.593	Ø61cm	For tubes: 4031.038/4515.552
	Soft grid	4515.350	Ø31cm	4515.553/4515.572/4515.360
		4515.353	Ø34cm	4515.558/4515.367/4515.570
		4515.351	Ø41cm	4031.401/4515.361/4515.571
		4515.352	Ø61cm	4031.038/4515.362

FLEX TUBES

HOW TO CHOOSE YOUR FLEX TUBE

				PVC black and yellow	PVC black and yellow	PVC bag	NYLON black with bag
							
		Adaptor for flex tube	Flex tube diameter	Flex tube length	Flex tube length		Flex tube length
Device			Øcm	3.0m	7.6m		7.6m
BV 77	1 WAY	4034.929	31	4515.572	4515.553	4515.592	4515.360
BV 110	1 WAY	4034.890	34	4515.570	4515.558		4515.367
	2 WAY	4034.898	31	4515.572	4515.553	4515.592	4515.360
BV 170	1 WAY	4034.890	34	4515.570	4515.558		4515.367
	2 WAY	4034.898	31	4515.572	4515.553	4515.592	4515.360
BV 290	1 WAY	4034.895	41	4515.571	4031.401	4515.591	4515.361
	2 WAY	4034.911	31	4515.572	4515.553	4515.592	4515.360
BV 400	1 WAY	on board	41	4515.571	4031.401	4515.591	4515.361
	2 WAY	4034.480	31	4515.572	4515.553	4515.592	4515.360
BV 471	1 WAY	on board	61		4031.038	4515.593	4515.362
	2 WAY	4240.235	41	4515.571	4031.401	4515.591	4515.361
	4 WAY	4240.553	31	4515.572	4515.553	4515.592	4515.360
BV 691	1 WAY	on board	71		4515.556		4515.365
	2 WAY	4240.668	51		4515.552		4515.366
	4 WAY	4240.669	34	4515.570	4515.558		4515.367
B 18 EPR	1 WAY	on board	31	4515.572	4515.553	4515.592	4515.360
	2 WAY	4511.808	23	4515.571	4515.557		4515.364
B 30 EPR	1 WAY	on board	41	4515.571	4031.401	4515.591	4515.361
	2 WAY	4511.807	31	4515.572	4515.553	4515.592	4515.360
RS 40	1 WAY	4210.180	51		4515.552		4515.366
BL 4800	1 WAY	on board	21		4160.251 *		
BL 6800	1 WAY	on board	31		4031.406 *	4515.592	
BL 8800	1 WAY	on board	41		4031.402 *	4515.591	
BLM 4800	1 WAY	on board	25		4515.559 *		
BLM 6800	1 WAY	on board	34		4515.560 *		
DFX 20	1 WAY	on board	51		4031.403 *		

Flex tubes – Nylon

- NYLON
- No odour, no smoke
- Best resistance to hot air
- Extremely resistant to damage, longer life-span
- Light
- Bag with comfortable handle included
- Better resistance to dirt
- Zippers on both ends – easy connection to each other
- Strap included

*PVC yellow tubes

Flex tubes – PVC

- PVC
- Zippers on both ends - easy connection to each other
- Fastening strap as standard
- Lowest heat loss



Black tubes: strap and zipper

CONSUMABLES PACKS

	Model	Pack code	Items included
	B 35 CED B 35 CEL	4519.012	<ul style="list-style-type: none"> • Nozzle • Electrode • Lint filter • Output filter • Intake filter • Fuel filter
	B 70 CED B 65 CEL	4519.013	<ul style="list-style-type: none"> • Nozzle • Electrode • Lint filter • Output filter • Intake filter • Fuel filter • Nozzle washer • Nozzle seal spring • Nozzle seal sleeve
	B 100 CED B 100 CEG B 95 CEL	4519.014	<ul style="list-style-type: none"> • Nozzle • Electrode • Lint filter • Output filter • Intake filter • Fuel filter • Nozzle washer • Nozzle seal spring • Nozzle seal sleeve
	B 150 CED B 150 CEG B 145 CEL	4519.015	<ul style="list-style-type: none"> • Nozzle • Electrode • Lint filter • Output filter • Intake filter • Fuel filter • Nozzle washer • Nozzle seal spring • Nozzle seal sleeve
	B 300 CED	4519.001	<ul style="list-style-type: none"> • Nozzle • Electrode • Lint filter • Output filter • Intake filter • Fuel filter • Nozzle washer • Nozzle seal spring • Nozzle seal sleeve
	B 180	4519.006	<ul style="list-style-type: none"> • Nozzle • Electrode • Fuel pump filter Danfoss • Suction filter
	B 230	4519.007	<ul style="list-style-type: none"> • Nozzle • Electrode • Fuel pump filter Danfoss • Fuel filter element • Fuel filter washers kit
	B 360	4519.008	<ul style="list-style-type: none"> • Nozzle • Electrode • Fuel pump filter Danfoss • Fuel filter element • Fuel filter washers kit

CONSUMABLES PACKS

	Model	Pack code	Items included
	BV 77	4519.002	<ul style="list-style-type: none"> • Nozzle • Electrode • Fuel pump filter Danfoss • Suction filter
	BV 110	4519.003	<ul style="list-style-type: none"> • Nozzle • Electrode • Fuel pump filter Danfoss • Fuel filter element • Fuel filter washers kit
	BV 170	4519.004	<ul style="list-style-type: none"> • Nozzle • Electrode • Fuel pump filter Danfoss • Fuel filter element • Fuel filter washers kit
	BV 290	4519.005	<ul style="list-style-type: none"> • Nozzle • Electrode • Fuel pump filter Danfoss • Fuel filter element • Fuel filter washers kit
	BV 400	4519.009	<ul style="list-style-type: none"> • Nozzle • Electrode • Fuel pump filter Danfoss • Fuel filter element • Fuel filter washers kit
	BV 471	4519.019	<ul style="list-style-type: none"> • Nozzle • Electrode • Fuel pump filter Riello • Fuel preheater filter element • Fuel filter washers kit
	BV 691	4519.020	<ul style="list-style-type: none"> • Nozzle • Electrode • Fuel pump filter Riello • Fuel preheater filter element • Fuel filter washers kit
	XL 61	4519.016	<ul style="list-style-type: none"> • Nozzle • Electrode • Fuel filter
	DC 61	4519.016	<ul style="list-style-type: none"> • Nozzle • Electrode • Fuel filter
	XL 91	4519.017	<ul style="list-style-type: none"> • Nozzle • Electrode • Fuel filter element • Fuel filter washers kit
	XL 9 SR MODEL FROM 2019	4519.018	<ul style="list-style-type: none"> • Nozzle • Electrode • Fuel pump filter Danfoss • Fuel filter element • Fuel filter washers kit

DIRECT OIL FIRED AIR HEATERS – LOW PRESSURE

B 35-B 70-B 100-B 150-B 300



Ventilation of the room is necessary to prevent a deficiency of oxygen.



B 35
B 70

PATENT



B 100
B 150

PATENT



B 300

PATENT

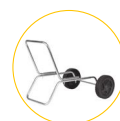


- High air flow
- Two oil filters – oil tank filter and suction filter
- Thermally protected motor
- Electronic flame control with photocell
- Stainless steel combustion chamber
- Trolley included for B 100, B 150 and B 300
- Oil tank with level indicator
- Designed for easy handling and transportation
- Easy maintenance

Optional accessories



Analogue thermostat TH5 with cable
3m - 4150.109
10m - 4150.112



Trolley
B 35, B 70
4103.925



Digital thermostat THD with cable
5m - 4150.133
10m - 4150.134



Consumables packs
B 35 - 4519.012
B 70 - 4519.013
B 100 - 4519.014
B 150 - 4519.015
B 300 - 4519.001



These heaters can burn: biofuel HVO 100, diesel or kerosene (CED models only).

Specifications	Units	B 35	B 70	B 100	B 150	B 300
Heating power	kW	10	20	29	44	44/88
	Btu/h	34,200	68,300	99,300	150,500	150,500-301,000
	kcal/h	8,600	17,200	25,000	37,900	37,900-75,800
Air flow	m ³ /h	280	400	800	900	900/1,800
Fuel autonomy	h	16	10	16	10	23/12
Thermostat control		Analogue or digital	Analogue or digital	Analogue or digital	Analogue or digital	Analogue or digital
Fuel consumption	l/h	0.9	1.9	2.7	4.2	4.2/8.4
Power supply	V/Hz	220/240/50-60	220/240/50-60	220/240/50-60	220/240/50-60	220/240/50-60
Electric power	kW	0.08	0.18	0.23	0.28	0.28/0.56
Rated current	A	0.35	0.8	1.0	1.2	1.2/2.4
Electric box protection		IP41	IP41	IP41	IP41	IP41
Tank capacity	l	15	19	44	44	105
Product size (l x w x h)	mm	745 x 300 x 405	745 x 300 x 405	1075 x 600 x 480	1075 x 600 x 480	1240 x 670 x 640
Box size (l x w x h)	mm	810 x 350 x 450	810 x 350 x 450	1110 x 400 x 450	1110 x 400 x 450	1600 x 750 x 900
Net/gross weight	kg	14/16	15/18	25/28	25/28	53/70
Pallet	pcs	15	15	10	10	1
Dual voltage		No	No	Available	Available	No

DIRECT OIL FIRED AIR HEATERS – HIGH PRESSURE

B 180-B 230-B 360

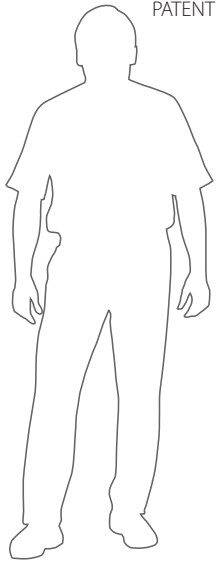


Ventilation of the room is necessary to prevent a deficiency of oxygen.



B 180

PATENT



B 230
B 360



PATENT



- Overheat thermostat
- Post ventilation
- Thermally protected motor
- Transparent external suction filter
- Three oil filters – oil pump filter, suction filter and inlet filter
- Electronic flame control with photocell
- Stainless steel combustion chamber
- Oil tank with level indicator
- Trolley included
- Snorkel
- Easy maintenance with external pump
- Diagnostic LED

Optional accessories




Analogue thermostat TH5 with cable
3m - 4150.109
10m - 4150.112



Digital thermostat THD with cable
5m - 4150.133
10m - 4150.134



Fuel preheater
B 180 - 4100.827
B 230, B 360 - 4033.049



Quick connector for flex pipes to connect external tank
B 230, B 360 - 4034.880



Lift brackets
B 230 - 4034.922
B 360 - 4034.926



Consumables packs
B 180 - 4519.006
B 230 - 4519.007
B 360 - 4519.008



These heaters can burn: biofuel HVO 100, diesel or kerosene.

Specifications	Units	B 180	B 230	B 360
Heating power	kW	48	65	111
	Btu/h	165,000	222,000	379,000
	kcal/h	41,200	56,000	95,460
Air flow	m ³ /h	1,550	3,000	3,300
Fuel autonomy	h	8	10	10
Thermostat control		Analogue or digital	Analogue or digital	Analogue or digital
Fuel consumption	l/h	4.5	6.2	10.6
Power supply	V/Hz	220-240/1ph/50	220-240/1ph/50	220-240/1ph/50-60
Electric power	kW	0.3	0.8	1.06
Rated current	A	1.5	3.5	4.6
Electric box protection		IP44	IP44	IP44
Tank capacity	l	36	65	105
Product size (l x w x h)	mm	1165 x 380 x 550	1235 x 575 x 790	1600 x 700 x 940
Box size (l x w x h)	mm	1200 x 400 x 530	1200 x 650 x 1000	1600 x 750 x 1180
Net/gross weight	kg	30/34	57/72	84/105
Pallet		8	1	1

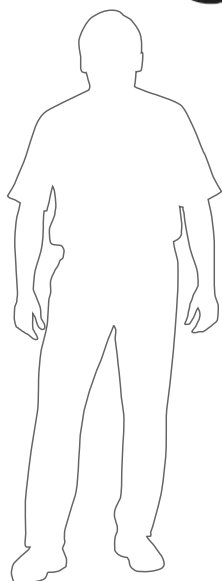


INDIRECT OIL FIRED AIR HEATERS – HIGH PRESSURE BV 77-BV 110-BV 170-BV 290




PATENT

BV 77 - Ø31CM



PATENT

**BV 110 - Ø34CM
BV 170 - Ø34CM
BV 290 - Ø41CM**



- Clean hot air
- Optional connection to a flexible tube
- Flue gas exhaust
- Heat exchanger
- Overheat thermostat
- Post-ventilation
- Thermally protected motor
- Three oil filters: oil pump filter, suction filter and inlet filter
- External suction filter with transparent glass cup
- Electronic flame control with photocell
- Stainless steel combustion chamber
- Oil tank with level indicator
- Trolley included
- High quality brand fuel pump
- Fuel pump with access for easy maintenance
- Snorkel – breather for non-drip fuel tank
- Diagnostic LED



These heaters can burn: biofuel HVO 100, diesel or kerosene.

Specifications	Units	BV 77	BV 110/	BV 170	BV 290
Heating power	kW	21	34	49	85
	Btu/h	71,700	116,000	167,200	290,000
	kcal/h	18,100	29,200	42,100	73,100
Air flow	m ³ /h	1,550	1,800	1,800	3,300
Fuel autonomy	h	19	21	14	13
Thermostat control		Analogue or digital	Analogue or digital	Analogue or digital	Analogue or digital
Fuel consumption	l/h	2.0	3.2	4.7	8.1
Power supply	V/Hz	220-240/1ph/50	220-240/1ph/50	220-240/1ph/50	220-240/1ph/50-60
Electric power	kW	0.3	0.8	0.8	1.06
Rated current	A	1.5	3.5	3.5	4.6
Electric box protection		IP44	IP44	IP44	IP44
Tank capacity	l	36	65	65	105
Flue tube	Ømm	120	150	150	150
Flex tube	Øcm	31	34	34	41
Product size (l x w x h)	mm	1130 x 380 x 660	1235 x 575 x 1000	1350 x 575 x 1000	1600 x 700 x 1150
Box size (l x w x h)	mm	1200 x 400 x 530	1200 x 650 x 1000	1330 x 650 x 1000	1670 x 750 x 1180
Net/gross weight	kg	33/37	61/76	67/84	101/123
Pallet	pcs	8	1	1	1
Dual voltage		Available	No	Available	Available


The use of biofuel strongly reduces the CO₂ impact compared to fossil fuels.



INDIRECT OIL FIRED AIR HEATERS – HIGH PRESSURE BV 77-BV 110-BV 170-BV 290

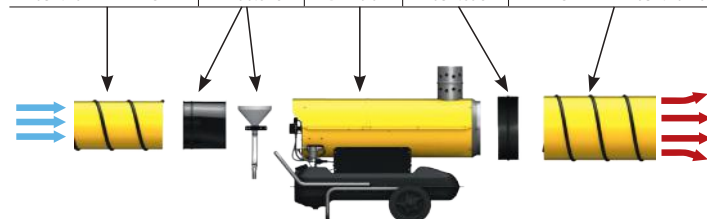


Optional accessories

 <p>Analogue thermostat THS with cable 3m - 4150.109 10m - 4150.112</p>	 <p>Digital thermostat THD with cable 5m - 4150.133 10m - 4150.134</p>	 <p>Fuel preheater BV 77 - 4100.827 BV 110, BV 170, BV 290 - 4033.049</p>
 <p>Adaptor ring BV 77 - Ø31cm - 4034.929 BV 110, BV 170 - Ø34cm - 4034.890 BV 290 - Ø41cm - 4034.895</p>	 <p>2-way outlet BV 110, BV 170 - 2 x Ø31cm - 4034.898 BV 290 - 2 x Ø31cm - 4034.911</p>	 <p>Quick connector for flex pipes to connect external tank BV 110, BV 170, BV 290 - 4034.880</p>
 <p>Fuel scoop BV 110, BV 170, BV 290 - 4515.510</p>	 <p>Rain cover BV 77 - 4514.652 BV 110, BV 170 - 4514.651 BV 290 - 4514.650</p>	 <p>Air inlet kit for recycling BV 110, BV 170 - 4100.826 BV 290 - 4100.825</p>
 <p>Stainless steel exhaust pipe 1m BV 77 - Ø120mm - 4013.260 BV 110, BV 170, BV 290 - Ø150mm - 4013.243</p>	 <p>Stainless steel exhaust elbow 90° BV 77 - Ø120mm - 4013.261 BV 110, BV 170, BV 290 - Ø150mm - 4013.247</p>	 <p>Stainless steel chimney pot BV 77 - Ø120mm - 4013.262 BV 110, BV 170, BV 290 - Ø150mm - 4013.249</p>
 <p>PVC flex tubes - 1-way outlet BV 77 - Ø31cm - 3m - 4515.572 BV 77 - Ø31cm - 7.6m - 4515.553 BV 110, BV 170 - Ø34cm - 7.6m - 4515.558 BV 110, BV 170 - Ø34cm - 3m - 4515.570 BV 290 - Ø41cm - 3m - 4515.571 BV 290 - Ø41cm - 7.6m - 4031.401 PVC flex tubes - 2-way outlet BV 110, BV 170, BV 290 - Ø31cm - 7.6m - 4515.553 BV 110, BV 170, BV 290 - Ø31cm - 3m - 4515.572</p>	 <p>NYLON flex tubes with bag - 1-way outlet BV 77 - Ø31cm - 7.6m - 4515.360 BV 110, BV 170 - Ø34cm - 7.6m - 4515.367 BV 290 - Ø41cm - 7.6m - 4515.361 Flex tubes - 2-way outlet BV 110, BV 170, BV 290 - Ø31cm - 7.6m - 4515.360</p>	 <p>Consumables packs BV 77 - 4519.002 BV 110 - 4519.003 BV 170 - 4519.004 BV 290 - 4519.005</p>

Air recycling

A		B	H	C	D	
INLET FLEX TUBE	ØINLET FLEX TUBE	INLET KIT	HEATER	ADAPTOR RING	ØOUTLET FLEX TUBE	OUTLET FLEX TUBE
4031.406	31cm	4100.826	BV 110	4034.890	34cm	4515.558 or 4515.367
4031.406	31cm	4100.826	BV 170	4034.890	34cm	4515.558 or 4515.367
4031.402	41cm	4100.825	BV 290	4034.895	41cm	4031.401 or 4515.361



BV is short for Burner Vented. The figure indicates British Thermal Units (BTU) predominantly used in the US where Master was founded in 1954. A BV 290, for instance, generates the same heat as 290,000 matches.

INDIRECT OIL FIRED AIR HEATERS WITH 2 STAGE MASTER BURNER BV 400



PATENT

BV 400 - Ø41CM



- Clean hot air
- Very low noise (72 dB)
- Plug fan allows high air pressure 500 Pa
- 2-stage Master burner
- Air feed kit
- Rotomoulded tank
- Socket for remote thermostat
- High-efficiency heat exchanger
- Stainless steel combustion chamber
- Trolley included
- Snorkel for non-drip fuel tank



These heaters can burn: biofuel HVO 100, diesel or kerosene.

Use the optional accessories to deliver warm air in 6 different directions. You will need: 2-way outlet 4034.480 + 2x flex tube Ø31cm + Multibox 4034.816 + 6x flex tube Ø23cm

Specifications	Units	BV 400
Heating power	kW Btu/h kcal/h	110/80 375,000/237,000 94,600/68,800
Fan type		Plug fan
Total air pressure	Pa	500
Ductability	m	50
Air flow	m ³ /h	6,200
Motor power fan	W/rpm	750/1,400
Flex tube	cm	2 tubes Ø31cm or 1 tube Ø41cm
Maximum air temperature	°C	95
Summer ventilation		Yes
Remote thermostat		Analogue or digital
Flue tube	mm	150
Electronic box protection		IP44
Fuel tank capacity	l	150
Fuel consumption	l/h	10.2 high mode/7.7 low mode
Rated current	A	6.8
Power supply	V/Hz	220-240/1ph/50
Product size (l x w x h)	mm	2086 x 717 x 1233
Box size (l x w x h)	mm	1670 x 710 x 1670
Net/gross weight	kg	200/220

INDIRECT OIL FIRED AIR HEATERS WITH 2 STAGE MASTER BURNER BV 400



Powerful input plug fan



80kW or 110kW heating power possible



Optional robust hook for uplift crane



Control panel with thermostat socket (analogue or digital)




The burner is protected by a robust box



BV 400 has 1 output as standard. Diameter 41cm

2 optional outputs possible. Diameter 31cm (option 4034.480)



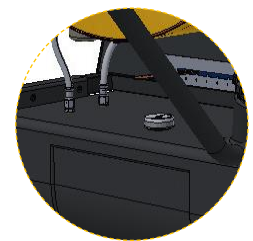
Optional separate air feed case kit allows for connection of a flex tube for combustion air supply. Very useful when used in polluted rooms



Fuel preheater is optional, fuel filter is outside



Robust, rotomoulded fuel tank and large pneumatic wheels



When required, if the altitude changes, it is very easy to adjust the combustion

Optional accessories




Analogue thermostat TH5 with cable
3m - 4150.109
10m - 4150.112



Digital thermostat THD with cable
5m - 4150.133
10m - 4150.134



Air recycling kit - Ø40cm
4035.068



Fuel preheater - Ø40cm
4033.049




2-way outlet Ø31cm
4034.480



Fuel line 4m
(2 pieces are required per 1 unit, supply line and return line)
4031.460



Combustion air inlet kit
4035.225



Quick connector to flex pipes for separate tank
4035.232



Uplift kit
4035.112



Forklift slots
4035.224



Fuel scoop
4515.510



Consumables pack BV 400
4519.009



NYLON flex tube with bag, 7.6m
1-way outlet, Ø40cm - 4515.361
2-way outlet, Ø31cm - 4515.360



PVC flex tube 7.6m
1-way outlet, Ø41cm - 4031.401
2-way outlet, Ø31cm - 4515.553

PVC flex tube 3m
1-way outlet Ø41cm 4515.571
2-way outlet Ø31cm 4515.572



Multibox
3-way outlet, 3xØ23cm - 4034.816
(hoses not included)

INDIRECT FUEL FIRED AIR HEATERS WITH SEPARATE RIELLO BURNER

AIR-BUS BV 471-BV 691



PATENT

BV 471 - Ø31CM
BV 691 - Ø34CM



1-WAY OUTLET
BV 471 - Ø61CM
BV 691 - Ø71CM

- Strong and robust steel frame with metric bolts
- Powerful fan
- Air pressure 250 Pa (400 Pa for centrifugal version)
- Digital control of the combustion
- Unique 'cold start' button for very cold environments
- Possible connection to 4, 2 or 1 flexible tubes
- Flue gas exhaust
- Separate Riello oil burner
- Summer/Winter switch for ventilation only
- Electronic flame control with photocell
- Fan-Limit thermostat with automatic reset
- Limit thermostat with manual reset
- Fuel preheater
- Two oil filters: oil pump filter and suction filter
- Quick connector to external tank (optional)
- High-efficiency heat exchanger made of stainless steel pipes
- Stainless steel combustion chamber
- Robust wheels included
- 4 robust crane hooks



The use of biofuel strongly reduces the CO₂ impact compared to fossil fuels.



These heaters can burn: biofuel HVO 100, diesel or kerosene.

Specifications	Units	BV 471S/BV 471E	BV 691S	BV 471SR	BV 691TR	BV 691T
Heating power	kW	136	225	136	225	225
	Btu/h	464,000	768,000	464,000	768,000	768,000
	kcal/h	116,900	193,500	116,900	193,500	193,500
Air flow	m ³ /h	8,500	12,800	8,500	12,800	12,800
Fan type		Axial	Axial	Centrifugal	Centrifugal	Axial
Air pressure	Pa	250	250	400	400	250
Thermostat control		Analogue or digital	Analogue or digital	Analogue or digital	Analogue or digital	Analogue or digital
Fuel consumption	l/h	12.93	21.44	12.93	21.44	21.44
Power supply	V/Hz	220-240/1ph/50	220-240/1ph/50	220-240/1ph/50	380-400/3ph/50	380-400/3ph/50
Electric power	kW	1.5	2.8	2.8	2.8	2.8
Rated current	A	6.9	12.6	16	7.6	6.5
Electronic box protection		IP55	IP55	IP55	IP55	IP55
Flue tube	Ømm	200	200	200	200	200
Air outlet diameter	cm	4 x 27	4 x 32	4 x 27	4 x 32	4 x 32
		1 x 60	1 x 70	1 x 60	1 x 70	1 x 70
Product size (l x w x h)	mm	1790 x 880 x 1360	2200 x 985 x 1620	2200 x 870 x 1360	2680 x 990 x 1550	2200 x 985 x 1620
Box size (l x w x h)	mm	1730 x 755 x 1325	2150 x 840 x 1560	2150 x 760 x 1380	2620 x 840 x 1530	2150 x 840 x 1560
Net/gross weight	kg	270/300	380/410	300/330	400/430	380/410

INDIRECT FUEL FIRED AIR HEATERS WITH SEPARATE RIELLO BURNER AIR-BUS BV 471-BV 691



High air pressure version with centrifugal fan available on request
BV 471SR and BV 691TR - 400 Pa



Air recycling kit for AIR-BUS (axial fan models)

Suction tube	+	Air recycling kit
4517.621*	+	4240.709 for BV 471
4517.622*	+	4240.748 for BV 691

* offered per linear meter



Suction tube + Air recycling kit



1, 2 and 4 outlets are possible.



Box cover: IP55, additional burner and control panel protection against rain, mud and mechanical factors.



Inside the box: RIELLO burner, digital control panel



The combustion is digitally controlled. The digital panel allows for very easy and precise set up of temperature sensors.



Top-mounted exhaust with optional support.



Optional robust forklift slots.

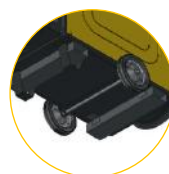



Very powerful and quiet ERP fan.



Easy connection to an external fuel tank.

INDIRECT FUEL FIRED AIR HEATERS WITH SEPARATE RIELLO BURNER AIR-BUS BV 471-BV 691



By condensing the evaporated water, you increase the efficiency of the heater.



REMOTE MONITORING AND CONTROL FOR AIR-BUS HEATERS

INFOAIR



The AirBus BV 471E heaters are compatible with our InfoAir remote monitoring control. InfoAir is a cloud-based solution that makes it possible to remotely communicate with the heater and to check the heater status from a distance on smart phones, tablets and computers. Not only does that reduce costs, it also means reduced risk of inoperative heaters because of undetected stoppages.

InfoAir offers remote access to the following data in real time:

- Heater location via Google Maps
- Reports on running dates and times
- Burner status and errors
- Fuel level (accessory FUEL LEVEL SENSOR)
- Room temperature (accessory BT SENSOR)
- Room humidity (accessory BT SENSOR)



In addition, InfoAir allows to remotely lock and unlock the heater.

HOW IT WORKS



Master BV 471E (electronic)



Tracker modem with SIM card to connect to Air-Bus heater



infoAir



InfoAir contract

Yearly InfoAir contract for access the data dashboards

Optional accessories



BT Sensor
Remote Bluetooth temperature and humidity sensor
- Range 500m



Fuel level sensor

INDIRECT FUEL FIRED AIR HEATERS WITH SEPARATE RIELLO BURNER AIR-BUS BV 471-BV 691



Optional accessories

	Analogue thermostat TH5 with cable 3m - 4150.109 10m - 4150.112		Digital thermostat THD with cable 5m - 4150.133 10m - 4150.134		Pneumatic wheels BV 471 - 4240.585 BV 691 - 4240.684
	Quick connector for external tank 4240.580		Fuel line 4m (2 pieces are required per 1 unit, supply line and return line) 4031.460		Rotating wheels kit BV 471 - 4240.598 BV 691 - 4240.667
	Kit for chimney fixing in working and transportation position BV 471 - 4240.567 BV 691 - 4240.682		Fuel scoop 4515.510		External tank BV 471 - 150 l - 4240.780 BV 691 - 200 l - 4240.800
	1-way outlet panel Ø60cm - BV 471 - 4240.825 Ø70cm - BV 691 - 4240.633		2-way outlet panel 2 x Ø40cm - BV 471 - 4240.235 2 x Ø50cm - BV 691 - 4240.668		4-way outlet panel 4 x Ø27cm - BV 471 - 4240.553 4 x Ø32cm - BV 691 - 4240.669
	Stainless steel exhaust pipe 1m Ø200mm - BV 471, BV 691 - 4013.245		Stainless steel chimney pot Ø200mm - BV 471, BV 691 - 4013.250		Stainless steel exhaust elbow 90° Ø200mm - BV 471, BV 691 - 4013.248
	Lateral bumper kit BV 471 - 4240.560 BV 691 - 4240.683		Forklift slots BV 471 - 4240.576 BV 691 - 4240.681		Biofuel conversion kit BV 471, BV 691 Burner - 4241.132 Fuel pre-heater and filter - 4241.134
	Flex tubes, PVC, black and yellow 7.6m 4-way outlet Ø31cm - 7.6m - BV 471 - 4515.553 Ø31cm - 3m - BV 471 - 4515.572 Ø34cm - 7.6m - BV 691 - 4515.558 Ø34cm - 3m - BV 691 - 4515.570 2-way outlet Ø41cm - 7.6m - BV 471 - 4031.401 Ø51cm - 7.6m - BV 691 - 4515.552 Ø41cm - 3m - BV 471 - 4515.571 1-way outlet Ø61cm - 7.6m - BV 471 - 4031.038 Ø71cm - 7.6m - BV 691 - 4515.556		Flex tubes and bag, NYLON, black, 7.6m 4-way outlet Ø31cm - 7.6m - BV 471 - 4515.360 Ø34cm - 7.6m - BV 691 - 4515.367 2-way outlet Ø41cm - 7.6m - BV 471 - 4515.361 Ø51cm - 7.6m - BV 691 - 4515.366 1-way outlet Ø61cm - 7.6m - BV 471 - 4515.362 Ø71cm - 7.6m - BV 691 - 4515.365		Single fuel line conversion kit BV 471, BV 691 4241.162
	Dust cover BV 471S - 4241.160 BV 691S - 4241.161		Air recycling kit (axial fan models) BV 471 - 4240.709 BV 691 - 4240.748		Consumables packs BV 471 - 4519.019 BV 691 - 4519.020
					Suction tube* BV 471 - 4517.621 BV 691 - 4517.622 * offered per linear meter

EXTERNAL OIL TANKS FOR DIESEL HEATERS

SOVELOR VET



VET 700
VET 1000



- For oil-fired heaters
- Double-walled tanks specially designed and approved for the transport of fuel oil, diesel and all products compatible with HDPE and not exceeding a density of 1.2 g/cm²
- Large storage volume and can be stacked in pairs when filled
- Made up of a double-sided zinc-coated steel casing with a 100% retention capacity
- High density polyethylene (HDPE) inner bag, extruded without welding and insensitive to corrosion
- Connection of up to 3 heaters
- European UN/ADR approval for the transport of dangerous goods - packaging groups II and III



WITH FUEL TANK CAP

Optional accessories



Fuel level probe
2043304



Fuel tank cap
ACC882



Connection set ACC 281
(2.20 m suction line with shut-off valve, reverse valve and plunger)



Pump kit
VET 1000 - ACC2814
VET 700 - ACC2809

Specifications	Units	VET 700	VET 1000
Tank capacity	l	700	1,000
Width	mm	720	720
Length	mm	1135	1135
Height	mm	1210	1640
Weight	kg	94	94
European UN/ADR	N°	D/BAM/10104/31HA1	D/BAM/10104/31HA1

ELECTRIC HEATERS FOR THERMAL DISINFECTION AND PEST CONTROL

EKO 3-EKO 9



EKO 3

PATENT



EKO 9

PATENT



- Compact and lightweight
- Connection to an external digital remote thermostat THK, specific for this application, included in the package
- Overheat thermostat
- Motor with thermal protection and intervention
- The Master EKO is placed inside the room and recirculates the air, gradually increasing the temperature
- Recommended for bug pest control in: hotels, hostels, hospitals, restaurants, bakeries, commercial kitchens, train carriages, airplanes, prisons, army barracks, containers
- EKO heaters are able to maintain the temperature above 45°C. This is required to carry out total pest eradication
- The high air flow allows a fast increase and an even temperature distribution in the room
- EKO works on the fact that bugs, larvae and eggs die of dehydration when kept at a temperature above 45°C degrees for a few hours

Included in the box



Remote thermostat THK with probe
4150.137

Optional accessories



Extension cord for EKO 9
4515.331 - 16A, 5m
4515.332 - 16A, 10m

An effective disinfection requires high temperatures. But to avoid thermal shock to the room and the objects in it, the temperature needs to be increased smoothly. Master's purpose-built EKO heaters do just that.



Specifications	Units	EKO 3	EKO 9
Heating power	kW	2.8	9
	Btu/h	11,260	30,709
	kcal/h	2,866	7,740
Air flow	m ³ /h	800	1,400
Power supply	V/Hz	230/1ph/50	400/3ph/50
Rated current	A	12.4	13.8
Remote thermostat		Digital	Digital
Product size (l x w x h)	mm	455 x 440 x 600	550 x 606 x 921
Box size (l x w x h)	mm	500 x 400 x 655	602 x 646 x 858
Net/gross weight	kg	19/24	35/42
Pallet	pcs	12	4

HIGH TEMPERATURE ELECTRIC HEATERS FOR: PROCESS HEATING,
THERMAL DISINFECTION AND PEST CONTROL
HEYLO DE 20 SH (EKO 18)



new product



DE 20 SH



Possible connection to the flex tube



You can adjust the temperature up to 120°C by changing the air flow



- Max. temperature 110 -120°C
- Temperature increase – variable
- Output temperature adjustable by changing the air flow
- Max. air input 60°C
- Compact and lightweight (20.5kg)
- DE 20 S delivers 1410m³/h of hot air using only 18kW 400V (three phase)
- Adjustable fan speed
- Safety thermostat: automatic shutdown in case of more than 140°C in hose
- Spiral heating element for quick and even heat
- Built-in hour counter
- Stackable



Application example: Tempering process in industry – glass-fibre composite materials are made with epoxide resin and have to be heated to temperatures of approx. 75°C for hardening. The Master DE 20 SH is especially suitable for uniform and high temperatures.

Optional accessories



Analogue thermostat TH5 with cable
3m - **4150.109**
10m - **4150.112**



Digital thermostat THD with cable
5m - **4150.133**
10m - **4150.134**



NYLON flex tube with bag, 7.6m
Ø31cm - **4515.360**

Specifications	Units	DE 20 SH
Heating power	kW	18
	Btu/h	61,400
	kcal/h	15,480
Air flow	m ³ /h	1410
Power supply	V/Hz	400/3ph/50-60
Rated current	A	32
Remote thermostat		Analogue or digital
Product size (l x w x h)	mm	730 x 414 x 482
Box size (l x w x h)	mm	780 x 440 x 570
Net/gross weight	kg	20.5
Pallet	pcs	9

ELECTRIC FAN AIR HEATERS

B 2PTC-B 3PTC-B 2-B 3-B 5-B 9-B 15-B 22



B 2PTC
B 3PTC



B 2
B 3



B 5
B 9
B 15
B 22



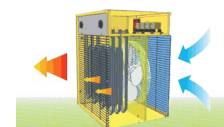
- Automatic reset
- Built-in room thermostat
- No oxygen consumption
- No fumes, no odours, no humidity
- Summer/Winter switch for ventilation only
- Low noise
- Motor with thermal protection
- Overheat thermostat
- Adjustable heat

Optional accessories



Extension cord

B 5, B 9 - 16A, 5m - **4515.331**
 B 5, B 9 - 16A, 10m - **4515.332**
 B 15, B 22 - 32A, 5m - **4515.333**
 B 15, B 22 - 32A, 10m - **4515.334**



Specifications	Units	B 2PTC	B 3PTC	B 2	B 3	B 5	B 9	B 15	B 22
Heating power	kW	1/2	1.5/3	1/2	1.65/3.3	2.5/5	4.5/9	7.5/15	11/22
	Btu/h	3,400-6,800	3,400-10,200	3,400-6,800	5,630-11,260	8,530-17,000	15,350-30,700	25,600-51,200	37,530-75,100
	kcal/h	860-1,720	860-2,580	860-1,720	1,430-2,860	2,150-4,300	3,870-7,740	6,450-12,900	9,460-18,900
Air flow	m ³ /h	97	258	184	288	510	800	1,700	2,400
Power supply	V/Hz	230/1ph/50	230/1ph/50	230/1ph/50-60	230/1ph/50-60	400/3ph/50	400/3ph/50	400/3ph/50	400/3ph/50-60
Plug (male) from heater side		16A/3P	16A/3P	16A/3P	16A/3P	16A/5P	16A/5P	32A/5P	32A/5P
Rated current	A	8.7	13	8.7	14.5	7.2	13	22	32
Switch pos. 1		1 kW	Off	Off	Off	Off	Off	Off	Off
Switch pos. 2		2 kW	1.5 kW	Fan	Fan	Fan	Fan	Fan	Fan
Switch pos. 3/4	kW	-	3	1.0/2.0	1.65/3.3	2.5/5.0	4.5/9.0	7.5/15	11.0/22.0
Thermostat control		Included	Included	Included	Included	Included	Included	Included	Included
Temperature range	°C	0-40	0-40	5-35	5-35	5-35	5-35	5-35	5-35
Protection		IP21	IP21	IP24	IP24	IP24	IP24	IP24	IP24
Product size (l x w x h)	mm	200 x 200 x 200	244 x 240 x 250	220 x 200 x 330	260 x 260 x 410	310 x 360 x 380	340 x 420 x 440	350 x 470 x 490	350 x 540 x 590
Box size (l x w x h)	mm	200 x 200 x 200	244 x 240 x 250	235 x 210 x 340	280 x 270 x 440	380 x 330 x 440	355 x 450 x 490	370 x 480 x 530	380 x 550 x 630
Net/gross weight	kg	1.9/2.1	3.4/3.7	3.7/4.2	5.1/5.7	6.4/6.8	9.3/10.8	15/15.9	20/22.8
Pallet	pcs	192	160	75	48	24	20	12	12

ELECTRIC FAN AIR HEATERS – WALL-MOUNTED

TR 3C-TR 9C



**TR 3
TR 9**



**DIGITAL
THERMOSTAT
INCLUDED**



- Wall mounted
- Adjustable heat
- By means of the digital remote chrono-thermostat you can set the desired temperature and , duration and choose between full power, medium power or ventilation only
- Built-in overheat thermostat
- Low noise
- No oxygen consumption
- No fumes, no odours, no humidity
- Remote control
- Easy to install
- The remote control box is pre-wired and includes thermostat, setting and wall bracket
- The wall bracket makes it possible to tilt the TR 45°
- Fast heating for shops, halls, showrooms, meeting rooms, bungalows, offices, workshops, garages, reception halls, big tents, cellars and more

Included in the box



**Digital room
chrono-thermostat
with 2m cable**

Specifications	Units	TR 3C	TR 9C
Heating power	kW	3.3	9.0
Power supply	V/Hz	230/1ph/50	380/3ph/50
Power control	kW	0/1.65/3.3	0/4.5/9.0
Voltage at maximum power	A	13.5	13.5
Protection		IPX4	IPX4
Min. mounting height	m	1.8	1.8
Ventilation function		Yes	Yes
Room thermostat		Yes	Yes
Adjustable heating power		Yes	Yes
Overheat protection		Yes	Yes
Product size (l x w x h)	mm	279 x 251 x 340	335 x 280 x 385
Box size (l x w x h)	mm	390 x 320 x 430	410 x 380 x 460
Weight net/gross	kg	5.6/8.6	8.5/11.2
Pallet	pcs	30	24

ELECTRIC FAN AIR HEATERS – DUCTABLE

B 18-B 30-RS 40



- Possible connection to a flexible tube
- Large wheels for easy transport
- Lifting eyelets for easy transport (B 30)
- Manual reset
- Built-in room thermostat (RS 40)
- No oxygen consumption
- No fumes, no odours, no humidity
- Summer/Winter switch for ventilation only
- Low noise
- Motor with thermal protection
- Overheat thermostat
- Adjustable heat

Optional accessories



Analogue thermostat TH5 with cable
3m - **4150.109**
10m - **4150.112**



Extension cord
B 18 - 32A, 5m - **4515.333**
B 18 - 32A, 10m - **4515.334**
B 30, RS 40 - 63A, 5m - **4511.035**
B 30, RS 40 - 63A, 10m - **4511.036**



PVC flex tubes 1-way outlet
B 18 - Ø31cm - 7.6m - **4515.553**
B 18 - Ø31cm - 3m - **4515.572**
B 30 - Ø41cm - 3m - **4515.571**
B 30 - Ø41cm - 7.6m - **4031.401**
RS 40 - Ø51cm - 7.6m - **4515.552**



2-way outlet
B 18 - Ø23 cm - **4511.808**
B 30 - Ø31 cm - **4511.807**



Adaptor ring kit
RS 40 - **4210.180**



PVC flex tubes 2-way outlet
B 18 - 2 x Ø23cm - **4515.557**
B 30 - 2 x Ø31cm - **4515.553**

NYLON flex tube with bag
B 18 - Ø31cm - 7.6m - **4515.360**
B 30 - Ø41cm - 7.6m - **4515.361**
RS 40 - Ø51cm - 7.6m - **4515.366**

Specifications	Units	B 18	B 30	RS 40
Heating power	kW	9/18	15/30	13/26/40
	Btu/h	30,700-61,400	51,200-102,400	44,360-136,500
	kcal/h	7,740-15,480	12,900-25,800	11,200-34,400
Air flow	m ³ /h	1,700	3,500	3,100
Power supply	V/Hz	400/3ph/50-60	400/3ph/50	380-400/3ph/50
Plug (male) from heater side		32A/5P	63A/5P	63A/5P
Rated current	A	26.0	43.5	58.0
Switch pos. 1		Off	Off	Fan
Switch pos. 2		Fan	Fan	13 kW
Switch pos. 3/4	kW	9/18	15/30	26/40
Thermostat control		Optional TH5	Optional TH5	On board
Temperature range	°C	< 25	< 25	-30 - +35
Protection		IP24	IP24	IP20
Product size (l x w x h)	mm	700 x 490 x 530	1030 x 580 x 680	990 x 710 x 800
Box size (l x w x h)	mm	600 x 400 x 460	1050 x 600 x 820	870 x 630 x 770
Net/gross weight	kg	27/29.3	53/63	46/52
Pallet	pcs	16	1	6

Powerful Master heaters are often used to test air-conditioners.

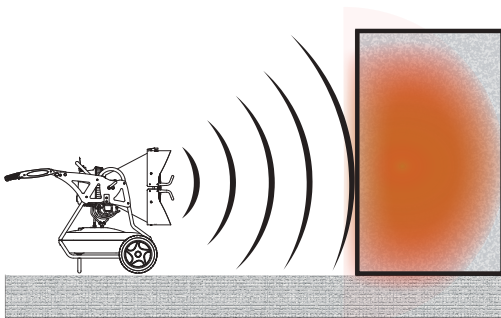


INFRARED HEATERS

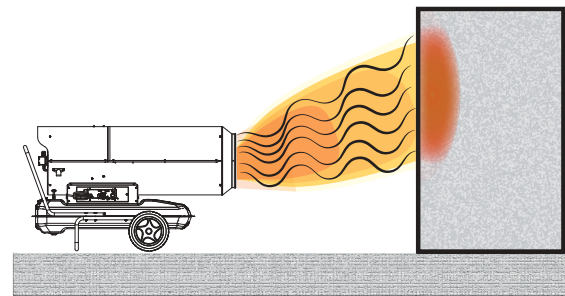


Similar to the sun, short-wave infrared radiation heats the objects without heating the air. Once objects (or walls) are penetrated with heat, they can also reradiate and heat other objects. Infrared radiation heats through fog or wind. Infrared radiation travels straight, unlike hot air which rises. Infrared heaters are an excellent solution for:

- Heating objects, bodies or walls indoors and outdoors.
- Drying plaster walls. Infrared heat penetrates the wall and evaporates the humidity of the wall from inside. Unlike an air flow heater which creates a dry surface which traps humidity in the wall.
- Heating objects or limited indoor spaces. Unlike other methods where the hot air is quickly dispersed in the room.
- Saving energy, because less energy is required for achieving the same heating effect.

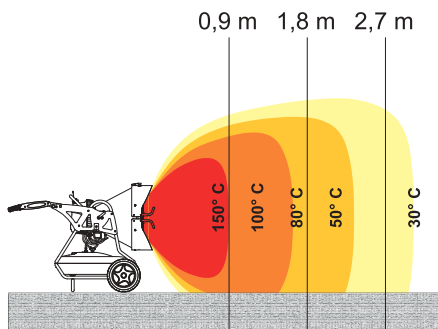


**INFRARED HEATERS
HEAT OBJECTS**

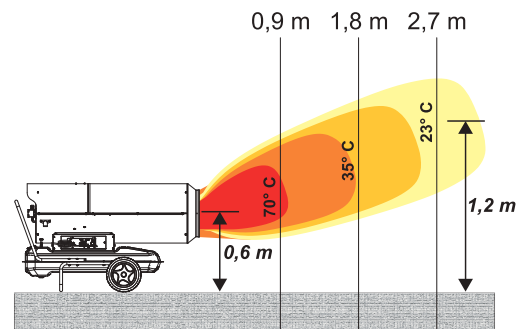


**AIR FLOW HEATERS
HEAT AIR (AND OBJECTS)**

SIDE VIEW

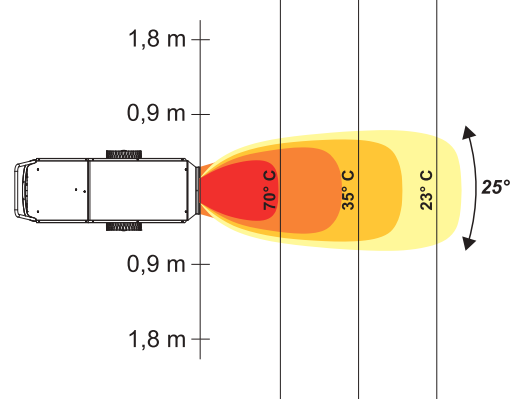
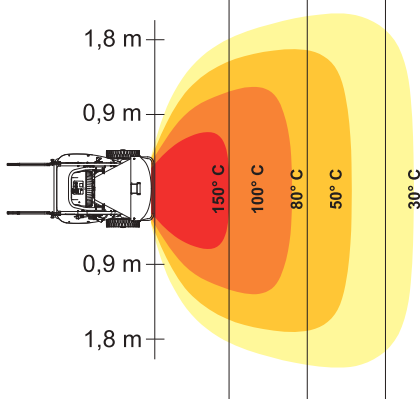


XL 9 or XL 91



AIR FLOW HEATER

TOP VIEW



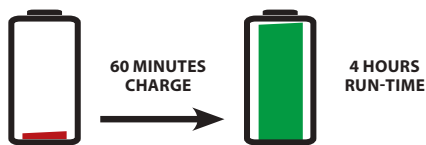
INFRARED OIL FIRED HEATERS HYBRID: 14V, 110V AND 220V DC 61



Ventilation of the room is necessary to prevent a deficiency of oxygen.



PATENT



Included in the box



Power cord



Master battery pack charger
- 4260.270



6Ah Master lithium battery pack: 4 hours run-time. More than 1000 recharges.
- 4260.268



- Can be plugged into the mains (110-240 V) or can be used cordless with lithium battery (14 V)
- 14 V only the highest electrical safety
- Equipped with Master Lithium Battery BAT6
- On board power adapter from 110 V to 220 V AC included
- Low noise
- Infrared heating (short wave)
- No air flow
- Electronic flame control with photocell
- Post-ventilation
- Standard oil level indicator
- ILME socket for remote thermostat: analogue or digital
- Suction filter and inlet filter
- Snorkel
- Overheat thermostat
- Anti-tilt switch


Optional accessories



Analogue thermostat TH5 with cable
3m - 4150.109
10m - 4150.112



Digital thermostat THD with cable
5m - 4150.133
10m - 4150.134




Trolley
4201.159



Consumables packs
DC 61 - 4519.016

Specifications	Units	DC 61	T Ambient 20°C	0.5m	1m	1.5m
Heating power	kW	17	DC 61	110°C	50°C	20°C
	Btu/h	58,000				
	kcal/h	14,600				
Fuel consumption	l/h	1.6				
Fuel autonomy	h	7				
Thermostat control		Analogue or digital				
Electric power	kW	0.2				
Power supply	V/Hz	110-240/1ph/50				
Rated current	A	1				
Tank capacity	l	11				
Product size (l x w x h)	mm	560 x 345 x 575				
Box size (l x w x h)	mm	680 x 380 x 580				
Net/gross weight	kg	19/21				
Pallet	pcs	12				




Hybrid means that you can use the battery and the power cable.



INFRARED OIL FIRED HEATERS WITH MASTER BURNER XL 61



Ventilation of the room is necessary to prevent a deficiency of oxygen.

- Low noise
- Infrared heating (short wave)
- No air flow
- Electronic flame control with photocell
- Post-ventilation
- Standard oil level indicator
- ILME socket for remote thermostat: analogue or digital
- Suction filter and inlet filter
- Snorkel
- Overheat thermostat
- Anti-tilt switch


Optional accessories



Analogue thermostat TH5 with cable
3m - **4150.109**
10m - **4150.112**



Digital thermostat THD with cable
5m - **4150.133**
10m - **4150.134**




Trolley 4201.159



Consumables packs XL 61-4519.016

Specifications	Units	XL 61
Heating power	kW	17
	Btu/h	58,000
	kcal/h	14,600
Fuel consumption	kg/h	1.35
Fuel autonomy	h	7
Thermostat control		Analogue or digital
Electric power	kW	0.2
Power supply	V/Hz	220-240/1ph/50
Rated current	A	0.85
Tank capacity	l	11
Product size (l x w x h)	mm	560 x 345 x 575
Box size (l x w x h)	mm	600 x 380 x 580
Net/gross weight	kg	19/21
Pallet	pcs	12
110V		Available

T Ambient 20°C	0.5m	1m	1.5m
XL 61	110°C	50°C	20°C



INFRARED OIL FIRED HEATERS WITH SEPARATE MASTER BURNER XL 9SR-XL 91



Ventilation of the room is necessary to prevent a deficiency of oxygen.



PATENT

**XL 9 SR
GEAR DIESEL PUMP**



PATENT

**XL 91
SOLENOID
DIESEL PUMP**



- Low noise
- Infrared heating (short wave)
- No air flow
- 2-step power
- Electronic flame control with photocell
- Post-ventilation
- Oil level indicator
- Oil pump filter, suction filter and inlet filter
- Snorkel (XL 91)
- Adjustable direction/tilting
- Trolley included

Optional accessories



Analogue thermostat TH5 with cable
3m - **4150.109**
10m - **4150.112**



Digital thermostat THD with cable
5m - **4150.133**
10m - **4150.134**
(for XL 91 only)



Fuel preheater
4033.049



Consumables packs
XL 91 - **4519.017**
XL 9SR (from 2019) - **4519.018**

Specifications	Units	XL 9SR		XL 91	
Heating power	kW	29	43	29	43
	Btu/h	99,300	146,900	99,300	146,900
	kcal/h	25,000	37,000	25,000	37,000
Fuel consumption	l/h	2.7	4.03	2.7	4.03
Fuel autonomy	h	21	14	21	14
Thermostat control		Analogue		Analogue or digital	
Electric power	kW	0.16		0.19	
Power supply	V/Hz	220-240/1ph/50		220-240/1ph/50	
Rated current	A	0.7		0.7	
Tank capacity	l	60		60	
Product size (l x w x h)	mm	1070 x 700 x 980		710 x 970 x 990	
Box size (l x w x h)	mm	1200 x 750 x 1130		1030 x 750 x 1190	
Net/gross weight	kg	69/85		69/85	
Pallet	pcs	1		1	
110V		Available		No	

Infrared heating is five times more efficient than air heating.



INFRARED ELECTRIC HEATERS

TS 3A-HALL 1500-HALL 3000



TS 3A
LONG WAVE



HALL 1500
SHORT WAVE



HALL 3000
SHORT WAVE



- No noise
- Infrared heating
- No air flow
- Instant heat
- No oxygen consumption
- No fumes, no dust, no odours, no humidity
- 100% efficiency
- Life of the lamps: 5,000 hours
- Non-blinding golden lamps

Short wave heats the body like the sun and long wave heats the air like a radiator.

Optional accessories



Stand for HALL 1500
4012.321

T Ambient 20°C	0.5m	1m	1.5m	2m
TS 3	70°C	45°C	35°C	30°C
HALL 1500	70°C	45°C	35°C	28°C
HALL 3000	85°C	50°C	40°C	30°C

Specifications	Units	TS 3A	HALL 1500	HALL 3000
Heating power	kW	0.8-1.6-2.4	1.5	1.5/3.0
	Btu/h	2,700-5,500-8,200	5,100	5,100-10,200
	kcal/h	690-1,380-2,070	1,290	1,290-2,580
Infrared radiation		Long wave	Short wave	Short wave
Power supply	V/Hz	220-240/1ph/50	220-240/1ph/50	220-240/1ph/50
Rated current	A	10.5	6.5	13.0
Switch on/off		Yes	Yes	Yes
Insulating class		1	1	1
Lamp		Ceramic infrared	Gold	Gold
Lamp life	h	No limits	5000	5000
Approximate area	m ²	8	6	8
Cable		HØ7	HØ7	HØ7
Product size (l x w x h)	mm	398 x 413 x 495	735 x 650 x 1765*	590 x 600 x 870
Box size (l x w x h)	mm	440 x 390 x 240	550 x 250 x 330	550 x 340 x 640
Net/gross weight	kg	7.6/8.2	4.8/5.7	12/13
Units per pallet	pcs	40	36	12

* with stand

DIRECT GAS FIRED AIR HEATERS – MECHANIC

BLP 17M-BLP 33M-BLP 53M-BLP 73M



Ventilation of the room is necessary to prevent a deficiency of oxygen.



PATENT



BLP 17M
BLP 33M
BLP 53M
BLP 73M



- Manual ignition
- Electrovalve
- Safety gas valve with thermocouple
- Regulator includes safety valve which stops the gas flow in the case of cracks in the gas tube
- Regulator and gas hose included
- Motor with thermal protection
- Overheat thermostat
- Adjustable heat
- Easy maintenance

The BLP 17 is provided with a heat and consumption knob. For other models, adjustment is possible using the gas regulator.

Optional accessories



Multiple bottles coupling set
DE/AT/DK/NL/PL:

Gas hose - **4515.901**
Gas regulator - **4515.902**

ES/HR/SI/CZ/HU/FR/CH/BE/SK/YU/BA/RO/BG/LT/LV/EE/BA/RU:

Gas hose - **4515.914**
Gas regulator - **4515.912**



Orientable frame
for BLP 33M-53M-73M -
4103.150



Specifications	Units	BLP 17M	BLP 33M	BLP 53M	BLP 73M
Heating power	kW	10-16	18-33	36-53	49-73
	Btu/h	34,200-54,800	61,500-112,800	123,000-181,000	167,100-249,300
	kcal/h	8,600-13,800	15,500-28,400	31,000-45,600	42,100-62,800
Pressure	bar	0.7	0.75-1.5	0.75-1.5	0.75-1.5
Ignition		Manual	Manual	Manual	Manual
Thermostat control		No	No	No	No
Air flow	m ³ /h	300	1,000	1,450	2,300
Fuel consumption	kg/h	1.16	2.4	3.78	5.02
Power supply	V/Hz	220-240/1ph/50	220-240/1ph/50	220-240/1ph/50	220-240/1ph/50
Electric power	kW	0.053	0.06	0.11	0.218
Rated current	A	0.23	0.26	0.48	0.95
Product size (l x w x h)	mm	471 x 188 x 293	552 x 220 x 342	605 x 276 x 444	685 x 276 x 444
Box size (l x w x h)	mm	550 x 230 x 300	600 x 250 x 360	680 x 300 x 510	760 x 300 x 510
Net/gross weight	kg	4.5/5.5	7.5/9	13/15	15/17
Pallet	pcs	49	36	16	16
Dual voltage		No	Available	Available	Available

DIRECT GAS FIRED AIR HEATERS – ELECTRONIC BLP 33-BLP 53-BLP 73-BLP 103ET



Ventilation of the room is necessary to prevent a deficiency of oxygen.



PATENT



BLP 33ET
BLP 53ET
BLP 73ET

BLP 103ET

Optional accessories



Analogue thermostat TH5 with cable
3m - **4150.109**
10m - **4150.112**



Digital thermostat THD with cable
5m - **4150.133**
10m - **4150.134**



Orientable frame
for BLP 33E-53ET-73ET-
4103.150



Multiple bottles coupling set DE/AT/DK/NL/PL:
Gas hose - **4515.901**
Gas regulator - **4515.902**

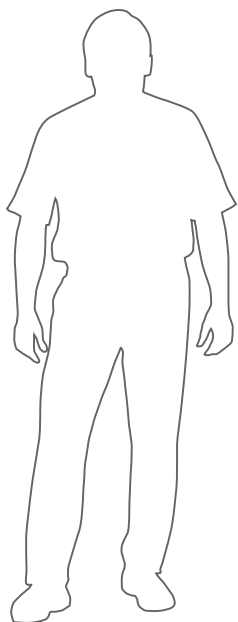
ES/HR/SI/CZ/HU/FR/CH/BE/SK/YU/BA/RO/BG/LT/LV/EE/BA/RU:
Gas hose - **4515.914**
Gas regulator - **4515.912**

- Electronic ignition
- Double electrovalve
- The ionization electrode continuously checks the presence of the flame
- Optional room thermostat
- Post ventilation
- BLP 103ET trolley included
- Regulator includes safety valve which stops the gas flow in case of cracks in the gas tube
- Regulator and gas hose included
- Motor with thermal protection
- Overheat thermostat
- Adjustable heat
- Strong and long lasting construction
- Easy maintenance


Specifications	Units	BLP 33ET	BLP 53ET	BLP 73ET	BLP 103ET
Heating power	kW	18-33	36-53	49-73	57-103
	Btu/h	61,500-112,800	123,000-181,000	167,100-249,300	194,500-351,700
	kcal/h	15,500-28,400	31,000-45,600	42,100-62,800	49,000-88,600
Pressure	bar	0.75-1.5	0.75-1.5	0.75-1.5	0.75-2.0
Ignition		Electronic	Electronic	Electronic	Electronic
Thermostat control		Analogue or digital	Analogue or digital	Analogue or digital	Analogue or digital
Air flow	m ³ /h	1,000	1,450	2,300	3,260
Fuel consumption	kg/h	2.4	3.78	5.02	6.66
Power supply	V/Hz	220-240/1ph/50	220-240/1ph/50	220-240/1ph/50	220-240/1ph/50
Electric power	kW	0.074	0.126	0.23	0.23
Rated current	A	0.32	0.55	1.00	1.00
Product size (l x w x h)	mm	552 x 220 x 342	605 x 276 x 444	685 x 276 x 444	895 x 324 x 624
Box size (l x w x h)	mm	600 x 250 x 360	680 x 300 x 510	760 x 300 x 510	940 x 390 x 620
Net/gross weight	kg	7.5/9	13/15	15/17	22.3/27.5
Pallet	pcs	36	16	16	6

FIXED DIRECT GAS FIRED AIR HEATERS

CF 75 SPARK



CF 75 SPARK



- Designed for indoor and outdoor use
- Can be placed on the floor or hung from a ceiling
- Galvanised steel combustion chamber
- Reliable twin spark ignition
- Natural gas or LP gas burner
- High efficiency heat exchanger
- Overheat thermostat
- Closed motor to assure safety and dependability even in harsh environments
- Galvanised steel body

Included in the box



Diverter



LPG to NATURAL GAS kit

Optional accessories




Analogue thermostat TH5 with cable
3m - **4150.109**
10m - **4150.112**



Digital thermostat THD with cable
5m - **4150.133**
10m - **4150.134**



Kit for outdoors
Galvanised - **4015.164**



Brackets
Galvanised - **4230.120**

Specifications	Units	CF 75 SPARK
Heating power	kW	75
	Btu/h	255,900
	kcal/h	64,500
Air flow	m ³ /h	2,100
Thermostat control		Optional
Fuel consumption (LPG)	m ³ /h	2.3
Fuel consumption (natural gas)	m ³ /h	8.0
Electric power	kW	0.5
Power supply	V/Hz	220-240/1ph/50
Rated current	A	2.8
Product size (l x w x h)	mm	788 x 464 x 719
Box size (l x w x h)	mm	825 x 515 x 780
Net/gross weight	kg	57/61
Pallet	pcs	4

FIXED INDIRECT OIL FIRED AIR HEATERS SOVELOR F 30-60-80



ErP
2021


F 30
F 60
F 80



- Large built-in oil tank
- Integrated burner with electronic flame control and photocell cut-off
- Fan limit thermostat with automatic reset
- Summer/winter switch for ventilation only
- Centrifugal fan
- Stainless steel combustion chamber
- High efficiency dual-circuit heat exchanger
- Wide inspection doors for easy cleaning
- Built-in thermostat



Control panel



Heat exchanger

Specifications	Units	F 30	F 60	F 80
Heating power	kW	27.55	59.63	79.88
Performance	%	94.13	93.58	94.08
Fuel consumption	kg/h	2.18	4.71	6.32
Air flow	m ³ /h	2,700	6,000	7,800
Air pressure	Pa	150	150	150
Power supply	V/Hz	230/1ph/50	230/1ph/50	230/1ph/50
Electric power	W	690	1,360	1,800
Tank capacity	L	80	110	110
Air flow temperature increase (ΔT)	°C	31	37,5	31
Flue tube diameter	mm	153	153	153
Product size (l x w x h)	mm	1010 x 530 x 1745	1045 x 600 x 1920	1400 x 640 x 2090
Net weight	kg	161	212	291

PORTABLE WATER HEATER HEYLO EW 18-E



**new
product**



EW 18-E



- Portable electric water heater heating up to 18kW with individually adjustable heating programs
- Compact and quick to install
- Ready for operation thanks to a direct connection to the building's pipeline network
- Service-friendly thanks to direct access to the heating elements
- Heating element with three high-quality steel electric rods
- Data logger function
- Expansion tank
- Digital control
- Accepting different electric plugs
- Large wheels for easy transport
- Automatic venting
- Recommended for: emergency in case of heating system failure, frost protection, functional heating in case of testing new boiler systems, screed drying



3 different sockets on board:

- 230V/1ph/16A/3 kW
- 400V/3ph/16A/9 kW
- 400V/3ph/32A/18 kW

The heater detects the connection automatically and regulates the power.



Digital control panel

Optional accessories



Power cords, 10m
230V-16A - **1200092**
400V-16A - **4515.332**
400V-32A - **4515.334**



**Pipes, 3m
(set of 2: flow
and return) -
1200090**



**Tube for filling,
5m - 1200091**

Specifications	Units	EW 18-E
Heating power	kW	3/9/18
	Btu/h	10,200/30,700/61,400
	kcal/h	2,600/7,700/15,500
Heating temperatures	°C	+20 - +80
Electric power	kW	18
Power supply	V/Hz	220-240/1ph/50, 400/3ph/50
Rated current	A	26.5
Product size (l x w x h)	mm	610 x 590 x 1010
Box size (l x w x h)	mm	680 x 660 x 1160
Net/gross weight	kg	70/84
Pallet	pcs	1

HOW TO CHOOSE YOUR HEATER



ΔT 30°C

INFRARED HEATING

SUGGESTED HEATED AREA



kW	Oil	Electric	m ²
1.5 kW	-	HALL 1500	4
2.4 kW	-	TS 3A	6
3.3 kW	-	HALL 3000	8
20 kW	XL 61	-	16
43 kW	XL 91	-	25

This chart will help you choose the best heater for your needs. The selection can be made in two ways: you can either refer to the power required (kW column) and choose the relevant heaters, or refer to the room dimension (m² column) and choose the correct heater according to the level of insulation.

This calculation is intended for a temperature increase of 30°C for lower or higher increases, the result will change in proportion. Example: for a temperature increase of 10°C, only a third of the power indicated in the chart is required.

- K=0.5** Well insulated buildings (houses and offices)
- K=1.5** Moderately insulated buildings (garages)
- K=2.5** Poorly insulated buildings (old houses and cellars)
- K=3.5** Not insulated buildings (wood or corrugated metal buildings, greenhouses)

For a more accurate calculation, you can refer to the following formula:

$$V \times \Delta T \times K / 860 = kW$$

- V** is the volume to be heated in m³
- ΔT** is the difference between the existing and desired temperature in °C
- K** is the dispersion coefficient (from 0.5 to 3.5)

- 1 kW = 860 kcal/h
- 1 kcal/h = 3.97 Btu/h
- 1 kW = 3412 Btu/h
- 1 Btu/h = 0.252 kcal/h

AIR FLOW HEATING

SUGGESTED HEATED VOLUME



kW	Electric	Gas	Direct Oil	Indirect Oil				
kW					m ³	m ³	m ³	m ³
2 kW	B 2	-	-	-	82	38	23	16
3.3 kW	B 3 TR 3	-	-	-	135	63	38	27
5 kW	B 5	-	-	-	205	96	57	41
9 kW	B 9 TR 9	-	-	-	369	172	103	74
10 kW	-	-	B 35	-	410	191	115	82
15 kW	B 15	-	-	-	614	287	172	123
16 kW	-	BLP 17	-	-	655	306	183	131
18 kW	B 18	-	-	-	737	344	206	147
20 kW	-	-	B 70	BV 77	819	382	229	164
22 kW	B 22	-	-	-	901	420	252	180
29 kW	-	-	B 100	F 30	1188	554	333	238
30 kW	B 30	-	-	-	1229	573	344	246
33 kW	-	BLP 33	-	BV 110	1351	631	378	270
40 kW	RS 40	-	-	-	2393	764	458	327
44 kW	-	-	B 150	-	1802	841	505	360
47 kW	-	-	-	BV 170	1925	898	539	385
48 kW	-	-	B 180	-	1966	917	550	393
53 kW	-	BLP 53	-	F 60	2170	1013	608	434
65 kW	-	-	B 230	-	2662	1242	745	532
73 kW	-	BLP 73	-	F 80	2990	1395	837	598
81 kW	-	-	-	BV 290	3317	1548	929	663
90 kW	-	-	B 300	-	5160	1720	1032	737
103 kW	-	BLP 103	-	-	4218	1968	1181	844
111 kW	-	-	B 360	BV 400	4546	2121	1273	909
134 kW	-	-	-	BV 471	5488	2561	1537	1098
220 kW	-	-	-	BV 691	9010	4204	2523	1802

DRYING

Commercial dehumidifiers help organisations and other firms regulate their climate and keep humidity levels within comfortable parameters all year round.

Our broad range of efficient and sturdy condensation and desiccant dehumidifiers enables us to offer impartial advice on finding the right drying solution for a variety of commercial and industrial applications. Offering complete humidity control, our solutions are either portable or floor standing.




WHY **CHOOSE MASTER** DEHUMIDIFIERS?



SAVE MONEY

The dehumidification process is much more efficient and cheaper than traditional methods, where you need to heat and ventilate the room.



CHOOSE THE BEST SOLUTION

The Master dehumidifier product range is designed to cater for many different applications such as industry, construction and also office or residential.



USE THE SAME DEHUMIDIFIER IN DIFFERENT PLACES

Master dehumidifiers are portable.



REDUCE OPERATING COSTS

Master dehumidifiers are energy saving.



A HEALTHY ENVIRONMENT

Master dehumidifiers prevent mould and bacteria development.



PROTECT THE ENVIRONMENT

Master dehumidifiers use eco-friendly refrigerants. The use of Simplify technology allows a consistent reduction of CO₂ footprint.



SAVE TIME

Master dehumidifiers speed up renovation and construction work.



PROTECT YOUR PROPERTY

Master dehumidifiers prevent damage caused by moisture in buildings and keep goods that are stored inside dry.



REDUCE INVESTMENT COSTS

You can choose the capacity you need.

















3 YEAR WARRANTY

Master offers a 3-year warranty on all products. Who else can say that? Read the warranty terms online.

SOLUTIONS FOR: CONSTRUCTION, PRODUCTION AND LOGISTICS, AGRICULTURE

APPLICATION	 CONDENSATION, METAL CASING	 CONDENSATION, ROTOMOULDED	 CONDENSATION, HIGH OUTPUT	 HOME & OFFICE	 ADSORPTION DESICCANT
CONSTRUCTION <ul style="list-style-type: none"> <li data-bbox="113 707 499 824">  MOISTURE REMOVAL IN NEW HOUSES <li data-bbox="113 837 499 954">  DRYING DURING CONSTRUCTION <li data-bbox="113 967 499 1084">  WATER REMOVAL AFTER PAINTING 	●	●			
PRODUCTION & LOGISTIC <ul style="list-style-type: none"> <li data-bbox="113 1193 499 1310">  PREVENTING MOULD GROWTH IN WAREHOUSES <li data-bbox="113 1323 499 1440">  MAINTAINING HUMIDITY LEVELS DURING TECHNOLOGICAL PROCESSES <li data-bbox="113 1453 499 1570">  PREVENTING CONDENSATION AND CORROSION 	●	●	●		●
AGRICULTURE <ul style="list-style-type: none"> <li data-bbox="113 1680 499 1796">  DRYING LIVESTOCK FACILITIES AFTER CLEANING <li data-bbox="113 1809 499 1926">  STORAGE FACILITIES DESICCATION <li data-bbox="113 1939 499 2056">  DRYING MEAT 	●	●	●		●

SOLUTIONS FOR: RESTORATION WORKS, PUBLIC SPACES, HOUSES

APPLICATION	 CONDENSATION, METAL CASING	 CONDENSATION, ROTOMOULDED	 CONDENSATION, HIGH OUTPUT	 HOME & OFFICE	 ADSORPTION DESICCANT
RESTORATION WORKS <ul style="list-style-type: none"> <li data-bbox="114 707 231 819"> WATER DAMAGE RESTORATION <li data-bbox="114 837 231 949"> DRYING FLOODED PREMISES <li data-bbox="114 967 231 1079"> DRYING AFTER FIRE FIGHTING INTERVENTION 	●	●	●		
PUBLIC SPACES <ul style="list-style-type: none"> <li data-bbox="114 1193 231 1305"> DRYING SHOPS, OFFICES <li data-bbox="114 1323 231 1435"> LOWERING HUMIDITY IN CLOAKROOMS, SKI RESORTS <li data-bbox="114 1453 231 1565"> MAINTAINING HUMIDITY LEVELS IN LIBRARIES, MUSEUMS, ARCHIVES <li data-bbox="114 1583 231 1695"> PROTECTING ELECTRONIC EQUIPMENT FROM HUMIDITY 		●		●	●
HOUSES <ul style="list-style-type: none"> <li data-bbox="114 1809 231 1921"> DRYING GARAGES, CELLARS <li data-bbox="114 1939 231 2051"> DRYING LAUNDRY ROOMS 		●		●	●

PROFESSIONAL CONDENSATION DEHUMIDIFIERS, ROTOMOULDED DHP 20



**new
product**



DHP 20



- Water pump on board
- On-board humidistat
- Stackable
- Practical cable winder
- Easy to move - wheels and extendable handle
- Mechanical hygrostat
- Heavy-duty, rotomoulded casing
- High efficiency
- Hour counter
- Optional air duct connection for dry air

Optional accessories



**Air duct, 5m,
Ø10cm - 1250108**



**Air duct connection
adaptor - 1306539**



**Compact and
lightweight**



**Extendable,
easy to use
handle**



**Control
panel**



**With
optional air
duct**

Specifications	Units	DHP 20
Capacity (30°C/80% RH)	l/24h	19
Air flow	m ³ /h	375
Operating temperature range	°C	5-32
Operating humidity range	%	30-90
Power consumption	W	395
Power supply	V/Hz	220-240/1ph/50
Refrigerant		R1234yf
Sound level	dB(A)	60
Compressor		Rotary
Product size (l x w x h)	mm	360 x 330 x 490
Box size (l x w x h)	mm	410 x 420 x 570
Net/gross weight	kg	21
Pallet	pcs	18
Dual voltage		No

PROFESSIONAL CONDENSATION DEHUMIDIFIERS, ROTOMOULDED DHP 55



**new
product**



DHP 55

PATENT



- Water pump on board
- Digital humidity sensor
- Digital control panel with hour counter
- Heavy-duty, rotomoulded casing
- Stackable
- Easy to open and easy to clean
- 3 meters drainage water hose on board, easily fitted with Velcro strap
- 3 meters power cord
- Large rubber wheels for easy and safe move
- Optional 5 litres water tank

DRYING



Stackable



Easy to open for cleaning



Rotomoulded technology is often used to make sturdy products such as kayaks and playground equipment.

Optional accessories



**Water tank 5l
4250.320**

Specifications	Units	DHP 55
Capacity (30°C/80% RH)	l/24h	45.9
Air flow	m ³ /h	340
Operating temperature range	°C	5-35
Operating humidity range	%	20-90
Power consumption	W	790
Power supply	V/Hz	220-240/1ph/50
Refrigerant		R290
Sound level	dB(A)	52
Pressure head of the pump	m	3
Product size (l x w x h)	mm	600 x 450 x 880
Box size (l x w x h)	mm	700 x 560 x 860
Net/gross weight	kg	47/52
Pallet	pcs	4
Dual voltage		Available

PROFESSIONAL CONDENSATION DEHUMIDIFIERS, ROTOMOULDED DHP 65



PATENT

DHP 65



- Easy to open for cleaning
- Can be cleaned with water jet
- Stackable
- Possibility of having on-board water pump and on-board water tank at the same time
- On-board humidistat
- Heavy-duty, rotomoulded casing
- High efficiency
- Hour counter
- Large water tank with automatic shut-off when full
- Possibility of continuous operation (24 h/day)



Stackable



Easy to open for cleaning



Digital control panel

Optional accessories



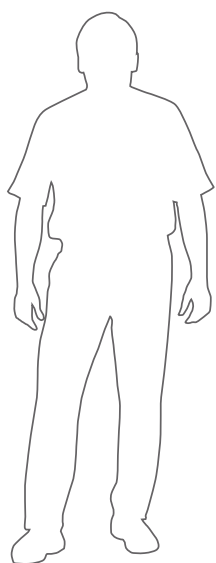
Water pump
Forcing height 4m
4512.441

Specifications	Units	DHP 65
Capacity (30°C/80% RH)	l/24h	56
Capacity (20°C/60% RH)	l/24h	22
For rooms of approx.	m ³	840
For restoration after flooding	m ³	336
Refrigerant		R1234YF
Air flow	m ³ /h	500
Operating temperature range	°C	3-32/3-45
Operating humidity range	%	40-98/40-70
Power consumption	W	860
Power supply	V/Hz	220-240/1ph/50
Sound level	dB(A)	53
Compressor		Rotary
Tank capacity	l	10.5
Product size (l x w x h)	mm	570 x 530 x 700
Box size (l x w x h)	mm	730 x 580 x 840
Net/gross weight	kg	45/50
Pallet	pcs	4
Dual voltage		Available

PROFESSIONAL CONDENSATION DEHUMIDIFIERS DH 26-DH 44-DH 62-DH 92



DH 26



**DH 44
DH 62
DH 92**



- Long-lasting steel casing
- High efficiency
- Hour counter
- Large water tank with automatic shut-off when full
- Possibility to connect a hose to remove condensed water
- Tank full indicator
- Air filter
- Automatic fast defrosting by hot gases
- Restarts automatically after a power failure
- Large wheels and handle
- Built-in hygostat


Optional accessories



Water pump
Forcing height 4m
4512.441



Wide spaces between evaporator tubes prevent clogging



Compact foam air filter enables work in very dusty spaces



Digital control panel

Specifications	Units	DH 26	DH 44	DH 62	DH 92
Capacity (30°C/80% RH)	l/24h	27	41	52	80
Capacity (20°C/60% RH)	l/24h	12	17	20	32
For rooms of approx.	m ³	405	615	780	1200
For restoration after flooding	m ³	162	246	312	480
Air flow	m ³ /h	350	480	480	1,000
Operating temperature range	°C	1-32	1-32	1-32	1-32/1-45
Operating humidity range	%	30-98	30-98	30-98	30-98/30-70
Refrigerant		R1234YF	R1234YF	R1234YF	R1234YF
Power consumption	W	520	610	890	1.200
Power supply	V/Hz	220-240/1ph/50	220-240/1ph/50	220-240/1ph/50	220-240/1ph/50
Sound level	dB(A)	46	53	53	50
Compressor		Rotary	Rotary	Rotary	Rotary
Tank capacity	l	8	12	12	12
Product size (l x w x h)	mm	450 x 470 x 890	600 x 580 x 850	600 x 580 x 850	580 x 600 x 1035
Box size (l x w x h)	mm	430 x 400 x 730	590 x 580 x 830	590 x 580 x 850	590 x 580 x 1020
Net/gross weight	kg	30/33	43/47	47/51	66/70
Pallet	pcs	12	4	4	2
Dual voltage		No	Available	Available	No

PROFESSIONAL CONDENSATION DEHUMIDIFIERS

DH 732-DH 721



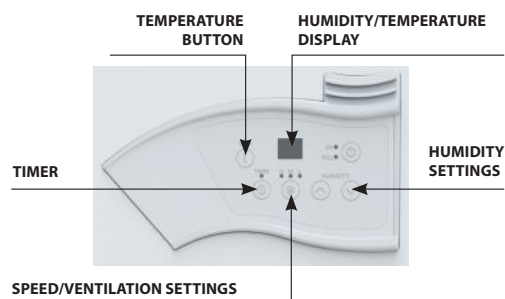
DH 732



- Digital control
- High efficiency
- Durable casing
- Simple operation
- Built-in hygostat
- Continuous operation possible (DH 721)
- Water tank with automatic shut-off when full
- Possibility to connect a hose to remove condensed water
- Air filter
- DH 732 are stackable



DH 721



Specifications	Units	DH 721	DH 732
Capacity (30°C/80% RH)	l/24h	20	29
Capacity (20°C/60% RH)	l/24h	7	13
For rooms of approx.	m ³	390	450
For restoration after flood	m ³	156	180
Refrigerant		R290	R290
Air flow	m ³ /h	200	200
Operating temperature range	°C	5-35	5-35
Operating humidity range	%	35-90	35-95
Power consumption	W	490	465/339
Power supply	V/Hz	220-240/1ph/50	220-240/1ph/50
Sound level	dB(A)	42	42
Compressor		Piston	Rotary
Tank capacity	l	4.7	6.5
Product size (l x w x h)	mm	335 x 305 x 580	358 x 338 x 550
Box size (l x w x h)	mm	380 x 350 x 640	402 x 387 x 592
Net/gross weight	kg	19/21	19.5/21
Pallet	pcs	18	18

PROFESSIONAL CONDENSATION DEHUMIDIFIERS

DH 752-DH 792



DH 752



DH 792



- Automatic fast defrosting using hot gases
- High efficiency
- Durable casing
- Simple operation
- Built-in hygostat
- Continuous operation possible (24 h/day)
- Water tank with automatic shut-off when full
- Possibility to connect a hose to remove condensed water
- Hour counter
- Air filter

Optional accessories



Water pump for DH 752 and DH 792
Max. forcing height - 4m
4512.442

Condensation dehumidifiers condense the water from the air using a cold surface.



Specifications	Units	DH 752	DH 792
Capacity (30°C/80% RH)	l/24h	48	100
Capacity (20°C/60% RH)	l/24h	21	44.6
For rooms of approx.	m ³	701	1500
For restoration after flood	m ³	280	600
Refrigerant		R290	R454C
Air flow	m ³ /h	350	1,000
Operating temperature range	°C	5-35	5-32
Operating humidity range	%	20-90	35-90
Power consumption	W	700/485	1,840
Power supply	V/Hz	220-240/1ph/50	220-240/1ph/50
Sound level	dB(A)	52	69
Compressor		Rotary	Rotary
Tank capacity	l	5.7	15
Product size (l x w x h)	mm	580 x 422 x 820	620 x 540 x 1095
Box size (l x w x h)	mm	610 x 405 x 660	730 x 526 x 1150
Net/gross weight	kg	30/36	64/70
Pallet	pcs	12	2


DH 7160



DH 7160



Wheel foot brakes



Folding handles



Air filter



- Large air flow for fast and effective dehumidification
- Robust metal frame and housing
- Folding handles and wheels
- Wheel foot brakes
- Powerful and quiet centrifugal fan
- Continuous removal of condensed water (no tank)
- Big air filter easy to access
- Three phase compressor secured by phase protection
- Automatic defrosting

Electronic control panel:

- Can be set for continuous operation or controlled by built-in electronic humidistat
- Memory settings possible

Optional accessories



Extension cord

DH 7160 - 16A, 5m - **4515.331**
 DH 7160 - 16A, 10m - **4515.332**

Master dehumidifiers can be used to dry meat.



Specifications	Units	DH 7160
Capacity (30°C/80% RH)	l/24h	166
Capacity (20°C/60% RH)	l/24h	57.6
For rooms of approx.	m ³	2490
For restoration after flood	m ³	996
Air flow	m ³ /h	1,700
Operating temperature range	°C	5-32
Operating humidity range	%	30-90
Refrigerant		R407C
Power consumption	W	2820
Power supply	V/Hz	380-400/3ph/50
Sound level	dB(A)	70
Compressor		Rotary
Product size (l x w x h)	mm	582 x 410 x 1624
Box size (l x w x h)	mm	640 x 465 x 1700
Net/gross weight	kg	102/110
Pallet	pcs	1

CONDENSATION DEHUMIDIFIERS DH 720




DH 720



- Attractive design
- Compact plastic casing
- Light and easy to transport
- Quiet operation
- Simple controls
- Built-in hygostat
- Tank full indicator
- Electronic panel control

DRYING

ELECTRONIC CONTROL PANEL DH 720



Specifications	Units	DH 720
Capacity (30°C/80% RH)	l/24h	20
Capacity (20°C/60% RH)	l/24h	6.7
For rooms of approx.	m ³	50
Refrigerant		R290
Air flow	m ³ /h	150
Operating temperature range	°C	5-32
Operating humidity range	%	35-95
Power consumption	W	390
Power supply	V/Hz	220-240/1ph/50
Sound level	dB(A)	48
Compressor		Rotary
Tank capacity	l	5
Product size (l x w x h)	mm	410 x 210 x 550
Box size (l x w x h)	mm	460 x 260 x 580
Net/gross weight	kg	11/12
Pallet	pcs	27

CONDENSATION DEHUMIDIFIER AND AIR-CONDITIONER

ACD 137



new product



PATENT

ACD 137



- High capacity dehumidifying DRY AIR: 130 l/day water collection with just 1.98kW electrical supply
- Ducting connections
- Powerful and quiet fans
- Compact and lightweight
- Easy to install
- Heavy-duty casters
- Ideal for emergency and temporary solutions – quick deployment for tents and mobile hospitals
- Portable dehumidifier for a wide range of applications like workshops, data centres, offices, retail
- High capacity air-conditioning COLD AIR: 24,000 BTU/h (equal to 7.1kW) with just 1.98kW electrical supply

Included in the box



Twin adjustable hoses



Fix connector for flex tube

Optional accessories



Flex tube for cold air
Ø31cm, 3m, PVC
4515.572



Flex tube for cold air
Ø31cm, 3m, insulated
4515.370



Thermostat TAC for cooling - 4250.318



Air inlet plenum
Ø30cm – 4250.319



Flex tube for cold air
Ø31cm, 7.6m, nylon
4515.360

Specifications	Units	ACD 137 dryer mode
Drying capacity (30°C/80% RH)	l/24h	130
Air flow	m ³ /h	1,020/800
Operating temperature range	°C	10-42
Nominal power supply (28°C/55%)	W	1980
Nominal current (28°C/55%)	A	10
Power supply	V/Hz	220-240/1ph/50
Max. current	A	14
Sound level	dB(A)	55
Refrigerant		R1234YF A2L
Hot air outlet	mm	400
Cold air outlet (2-way, standard)	mm	2 x 135
Cold air outlet (1-way)	mm	300
Product size (l x w x h) with handle	mm	790 x 620 x 1326
Box size (l x w x h)	mm	580 x 700 x 1500
Weight	kg	98

ADSORPTION DEHUMIDIFIERS

AERIAL ASE 200-300-400



ASE 200



ASE 300



ASE 400



- Operation temperature range: -10 to +35°C
- No gas, no compressor
- Casing made of stainless steel and powder coated sheet steel
- High-performance ECODRY G3-rotor for maximum water absorption
- One common fan for process and regeneration air
- Comfortable handle for easy transport -
- The rotor unit is easy to remove for cleaning purposes
- Energy-efficient radial fan
- Dynamic, safe and self-regulating PTC heating element
- Built-in hygrostat (ASE 200, ASE 300)
- Hour counter
- Stackable whilst in operation

Optional accessories



**Regeneration air outlet
Thermaflex hose 80mm**
ASE 200, ASE 400
2002248
Thermaflex hose 100mm
ASE 300
2002244
Thermaflex hose 125mm
ASE 400
2003954



**Dry air outlet
Superflextract hose
50mm**
ASE 200, ASE 300
2002247



Spare filter
ASE 200 - **2001191**
ASE 300 - **2001196**
ASE 400 - **2001239**



External hygrostat
ASE 400 - **2002309**

Specifications	Units	ASE 200	ASE 300	ASE 400
Capacity (20°C/60% RH)	kg/24h	18.75	25.7	36
Air volume – dry air/regeneration air	m ³ /h	210/110	300/110	480/185
Ext. pressure – dry air	Pa/m ³ /h	210/150	300/150	100/465, 150/406, 200/350
Ext. pressure – regeneration air	Pa/m ³ /h	110/50	110/50	100/172, 150/155, 200/128
Operating temperature range	°C	-10 - +35	-10 - +35	-10 - +35
Operating humidity range	%	10-95	10-95	10-95
Nominal power consumption	W	694	1040	1890
Power supply	V/Hz	230/1ph/50	230/1ph/50	230/1ph/50
Sound level	dB(A)	48	57	60
Duct sizes:				
Dry air outlet	Ømm	1 x 80 or 2 x 50	1 x 100 or 2 x 50	1 x 125
Regeneration air outlet	Ømm	80	80	80
Product size (h x w x d)	mm	285 x 290 x 395	370 x 335 x 430	510 x 395 x 560
Box size (h x w x d)	mm	330 x 340 x 430	410 x 390 x 490	490 x 430 x 630
Net/gross weight	kg	14/16	18/20	25/28.5
Pallet	pcs	20	16	8

HUMIDITY METERS HEYLO HFM 200



**new
product**



HFM 200



- For fast, non-destructive, humidity measurement of tiles, organic building materials such as wood and inorganic building materials (lime, cement, stone)
- The capacitive high-frequency technology permits humidity measurement in a measuring depth of 20 to 40mm
- LCD triple display with background lighting
- Automatic calibration (in dry air) when the measuring unit is switched on
- Low-battery indicator and automatic shutdown
- Robust plastic casing suitable for construction sites



Recommended for water damage restoration, building construction, building drying and more.



Specifications	Units	HFM 200
Measurement type		Building construction humidity
Measuring range - material humidity:		0-100
Capacitive measurement (HF sensor)		20-40
Measuring depth (HF sensor)	mm	LCD
Display	-	235 x 60 x 28
Product size	mm	0.218
Weight	kg	

HOW TO CHOOSE YOUR DEHUMIDIFIER



Dehumidifiers can be used in a wide variety of applications, but finding the right type and size is crucial. The below guidelines and calculator tools will help you do just that.

APPLICATION	THE REQUIRED CAPACITY OF THE DEHUMIDIFIER (l/24h) IS EQUAL TO:
BASEMENT	The volume of the room divided by 15 in standard conditions
RESTORATION AFTER FLOODING	The volume of the room divided by 6 in standard conditions
WAREHOUSE WITH FOOD: CHEESE, FRUIT...	The volume of the room divided by 10 plus the loss of water from the food
SWIMMING POOL OR JACUZZI	The volume of the room divided by 10 plus 0.4 litres of water per m ² of the swimming pool per day
MULTIPLE OCCUPANCY ROOM	The volume of the room divided by 15 plus 4.4 litres of water per person per 24h
ROOM WITH LARGE ANIMALS	The volume of the room divided by 15 plus 6 litres of water per large animal per 24h



Example **BASEMENT**

Volume of the room **V = 650m³**

Recommended dehumidifier's capacity: $650:15 = 41 \text{ l/24h}$

You can choose: DH 752 or DH 44



Example **RESTORATION AFTER FLOODING**

Volume of the room **V = 150m³**

Recommended dehumidifier's capacity: $150:6 = 25 \text{ l/24h}$

You can choose: DH 732 or DH 26



Example **MULTIPLE OCCUPANCY ROOM**

Volume of the room **V = 600m³**

People = 25

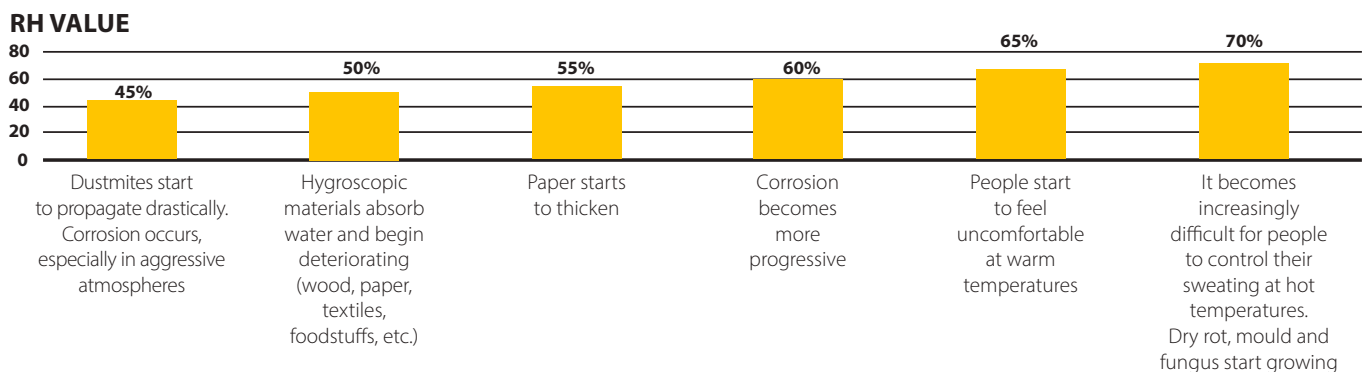
Recommended dehumidifier's **capacity** with closed windows: $600:15 + 4.4*25 = 150 \text{ l/24h}$

You can choose:

2 units of DH 92, 2 units of DH 792 or 1 unit DH 7160

By ensuring suitable ventilation with the outside, you can reduce the number of dehumidifiers required

A list of limit RH values



REMOTE CLIMATE CONTROL SIMPLIFY CLIMATE SOLUTIONS®



Simplify is a cloud-based climate management solution designed to remotely control, monitor and analyse the climate in buildings, construction and restoration projects.

Effectively acting as a real business management tool, the solution will deliver the fully transparent data feedback you need to optimise your climate control processes. This makes it the ideal tool for damage control and restoration companies, insurance companies, construction businesses, pest management companies and many more.

WHAT DOES SIMPLIFY CONSIST OF



Simplify App

The Simplify App is used to program the Simplify solution on-site within only two minutes. Available for iOS and Android.



Simplify Dashboard

The dashboard presents all of the Simplify data collected from the job site to the user. Data is presented in both a chart and tabular format showing temperature, relative humidity, vapor pressure, dewpoint, water content, power and energy consumption as well as indoor air quality from the Simplify Sensor Probes.




Simplify Control Unit

The Simplify Control Unit is the basic part of the Simplify solution connecting to GSM whenever available and communicating and controlling the network of sensors and equipment on-site programmed to it. It transmits data e.g. power consumption and alarms from sensors to the Simplify Dashboard in the reporting intervals set.



Simplify Sensor Box

The Simplify Sensor Box, powered by a regular 9V lithium battery, is used to transmit data from the connected Simplify Sensor Probe, back to the Simplify Control Unit. It can be controlled from the Simplify Dashboard, adjusting the data frequency to desired levels.



Simplify Sensor Probe - Relative Humidity/Temperature

The probe is a humidity and temperature sensor with a unique precision of +/- 2.0 % in the range from 0-100% RH and +/- 0.2°C deviation on the temperature measurements. The probe comes with different lengths of cable – 24cm, 300cm, and 2000cm



Simplify Sensor Probe - Resistive

The probe is a resistive sensor measuring the moisture content in materials by measuring the resistivity i.e. between two pins using a range from 10kOhm-1GOhm translated in the dashboard to a moisture equivalent scale.



Simplify Sensor Probe - Indoor Air Quality

The probe is an indoor air quality (IAQ) sensor measuring a range of organic, volatile components in air (TVOC) and indoor air quality according to the Umwelt Bundesamt (German Federal Environmental Agency). scale from 1-5. The probe also measures estimated carbon dioxide (eCO₂).



Simplify Relay Box

The Simplify Relay Box with three independently switchable 230V AC outlets and on-board MID approved kWh meter measures the total power consumption (kW and kWh) of all connected devices. The 230V AC outlets can be individually on/off controlled from the Simplify Dashboard thereby turning equipment on or off remotely



Simplify CC4 Box

The Simplify CC 4 Box has four independently switchable 230V outlets and on-board MID approved kWh meter measures the total power consumption (kW and kWh) of all connected devices. It can be locked to fulfill MID requirements. The 230V AC outlets can be individually on/off controlled from the Simplify Dashboard thereby turning equipment on or off remotely.



Simplify Integration Box

The Simplify Integration Sensor is specially designed for integrating the Dantherm CDT MKII/III dehumidifiers to the Simplify solution.

SIMPLIFY BENEFITS

- **Reduce** your **costs of claims**: Fewer on-site visits because you can monitor everything remotely
- **Capture**, share and utilise climate process **data** such as temperature, humidity, equipment status and indoor air quality
- Use data to create reports that **document** the **efficiency** of your climate control jobs
- **Minimise** equipment **downtime**: Instant notification if a unit is switched off by mistake or if it malfunctions
- **Carry out** climate control jobs **faster**: Less downtime and realtime control of data eliminates idle and/or wasted time
- **Reduce** your **carbon** footprint: Faster project circles reduce **power** consumption. Fewer on-site visits reduce vehicle maintenance and **fuel** costs
- Handle **more claims**: Faster project circles enable you to handle more claims with the same pool of equipment
- **Detect** on-site **issues** instantly

HOW IT WORKS

In simple terms, Simplify remote monitoring uses wireless sensors on buildings and equipment that monitor the drying, heating or cooling process throughout your climate project, for instance in the construction or water damage restoration industry.

That way, Simplify lets you check the dehumidifying, heating or cooling status in real-time from almost any device anywhere. In addition, you can remotely monitor and control parameters such as power on/off, alarms, temperature and power consumption as well as indoor air quality. In other words, remote monitoring in a climate process removes and reduces costs associated with the management of a claim or project and your assets.

Easy installation with the Simplify app

The Simplify App is your tool for installation and archiving of each claim, providing a fast, efficient, and simple to use method of installing the equipment on-site – within only two minutes.



COOLING

Whether you need a traditional air-conditioning solution that's effective in any climate, or a low CO2 emitting evaporative cooler that's either portable or fixed, we can provide powerful commercial cooling solutions fit for any application.

Our range of cooling solutions create a comfortable indoor atmosphere by maintaining an optimal combination of temperature and humidity which you can easily control. They are ideal for industrial spaces of any size, from warehouses and factories to office buildings and restaurants.




WHY **CHOOSE MASTER** EVAPORATIVE COOLERS?



PRODUCTIVITY

The hotter it gets, the higher the effect will be on the productivity and accuracy of your employees. Using our practical Master evaporative coolers guarantees an improvement in productivity in hot working environments.



CHOOSE THE BEST SOLUTION

Master evaporative coolers are designed to cater for many different applications such as industry, construction, retail, offices or residential.



SAFE FOR YOUR HEALTH

Many workers are subjected to excessive heat risks. Using Master evaporative coolers reduces the temperature between 4 and 12 degrees and creates a safe working environment.



RESPECT THE ENVIRONMENT

Master evaporative coolers are free from chemicals and environment-friendly.



USE THE SAME COOLER IN DIFFERENT PLACES

Master portable air coolers are easy to move around to where cooling is required.



INVESTMENT IN COOLING

The coolers are maintenance-friendly and energy-efficient, making them a very economical solution.



EASY INSTALLATION

Master air coolers are installation-free - no prior knowledge or special training required to install.



ANTI-VIRUS AND BACTERIA

To counter the spread of virus and bacteria, Master evaporative coolers are fitted with UV lamps. They also eliminate any risk of Legionella.



3 YEAR WARRANTY

Master offers a 3-year warranty on all products. Who else can say that? Read the warranty terms online.

SOLUTIONS FOR:

CONSTRUCTION, PRODUCTION AND LOGISTICS, RESTAURANTS,
RETAIL AND HOMES



CCX 4.0



BC 80



BC 121, BC 221,
BC 341, BCB 19



ACD 137, ACT-7



BCM

APPLICATION

CONSTRUCTION



COOLING
CONSTRUCTION
SITES



COOLING WORKERS

INDUSTRY & WAREHOUSES



SPACE
COOLING



SPOT
COOLING

WORKSHOPS & GARAGES



SPACE
COOLING



SPOT
COOLING

RESTAURANTS, RETAIL, OFFICES



SPACE
COOLING



SPOT
COOLING

	CCX 4.0	BC 80	BC 121, BC 221, BC 341, BCB 19	ACD 137, ACT-7	BCM
CONSTRUCTION					
COOLING CONSTRUCTION SITES			●		
COOLING WORKERS			●		
INDUSTRY & WAREHOUSES					
SPACE COOLING			●		●
SPOT COOLING			●	●	●
WORKSHOPS & GARAGES					
SPACE COOLING	●	●	●		
SPOT COOLING	●	●	●		
RESTAURANTS, RETAIL, OFFICES					
SPACE COOLING	●	●			●
SPOT COOLING	●	●		●	●

SOLUTIONS FOR:

AGRICULTURE, PUBLIC SPACES, EVENTS, MILITARY AND RENTAL

APPLICATION					
	CCX 4.0	BC 80	BC 121, BC 221, BC 341, BCB 19	ACD 137, ACT-7	BCM
AGRICULTURE					
 COOLING LIVESTOCK FACILITIES		●	●		
 COOLING GREENHOUSES		●	●		
EVENTS & MILITARY					
 OUTDOOR COOLING	●	●	●		
 TENT COOLING	●	●	●	●	
RENTAL					
 SPACE COOLING	●	●	●		
 SPOT COOLING	●	●	●	●	
EMERGENCY & PUBLIC SPACES					
 SPACE COOLING	●	●	●		
 SPOT COOLING	●	●	●	●	

COOLING ❄️

MASTER EVAPORATIVE COOLERS



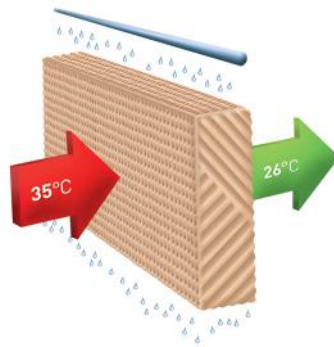
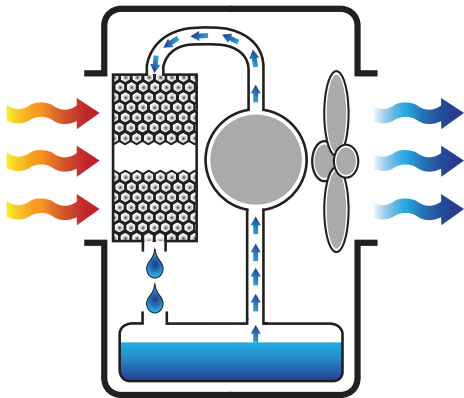
HOW DOES IT WORK?

The heart of the evaporative cooling system is the cooling pad where the water evaporates and the air passing through the pads is cooled.

Evaporative cooling pads are manufactured from fluted cellulose sheets that are glued together. The material is chemically impregnated with special compounds to prevent rot and ensure a long service life and easy maintenance.

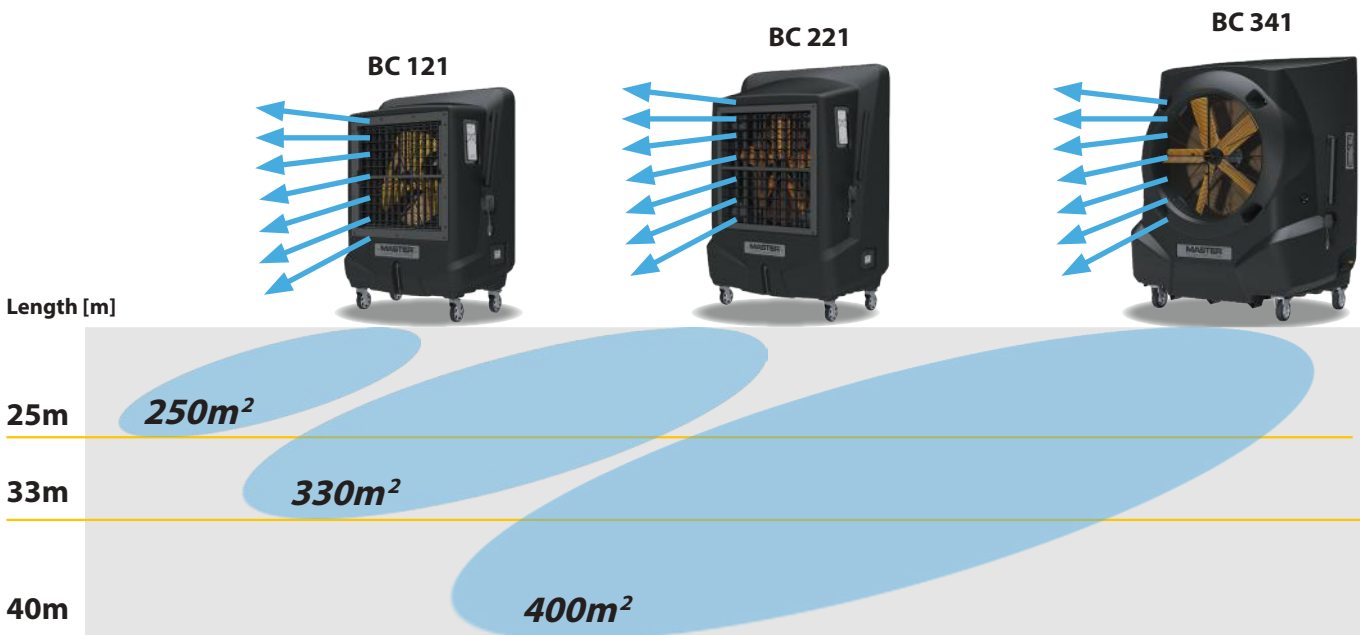
The integrated water distribution system spreads water evenly over the cooling pads to make sure the entire surface is kept wet. This maximises the cooling effect.

Fans create a negative pressure, causing air to be drawn through the pads.



Evaporation results from contact between air and water.

A control system operates the water pump and the fan distributes the cool air in the area.



MASTER

EVAPORATIVE COOLERS

EVAPORATIVE COOLING AND HUMIDITY

A given volume of air at a certain temperature and pressure is capable of absorbing and holding a certain amount of water vapour. If that volume of air contains 50% of the moisture it is capable of holding, we say it is at 50% relative humidity.

The hotter the day, the drier the air, the more cooling can be done by means of evaporation. In other words, the cooling effect is best when you need it most.

Our evaporative coolers are developed to work well in high-humidity environments too, however, and will remain much more efficient than a simple fan that just circulates warm air.

Our coolers will increase humidity by 2 to 5%, depending on temperature and humidity in the environment you want to cool. The slight increase is not noticeable in ventilated areas where the air produced by the unit is exhausted.

		RELATIVE HUMIDITY																
		2%	5%	10%	15%	20%	25%	30%	35%	40%	45%	50%	55%	60%	65%	70%	75%	80%
INCOMING AIR TEMPERATURE	24°C	12°C	13°C	14°C	14°C	15°C	16°C	17°C	17°C	18°C	18°C	19°C	19°C	20°C	21°C	21°C	22°C	22°C
	27°C	14°C	14°C	16°C	17°C	17°C	18°C	19°C	19°C	20°C	21°C	22°C	22°C	23°C	23°C	24°C	24°C	25°C
	29°C	16°C	17°C	17°C	18°C	19°C	20°C	21°C	21°C	22°C	23°C	23°C	24°C	24°C	25°C	26°C	27°C	
	32°C	18°C	18°C	19°C	21°C	21°C	22°C	23°C	24°C	25°C	26°C	26°C	27°C	28°C	28°C	29°C	30°C	
	35°C	19°C	20°C	21°C	22°C	23°C	24°C	26°C	26°C	27°C	28°C	29°C	29°C	30°C				
	38°C	21°C	22°C	23°C	24°C	26°C	27°C	28°C	28°C	29°C	31°C	31°C						
	41°C	22°C	23°C	25°C	26°C	27°C	29°C	30°C	31°C	32°C								
	43°C	24°C	25°C	27°C	28°C	29°C	31°C	32°C	33°C									
	46°C	26°C	27°C	28°C	30°C	32°C	33°C	34°C										
	49°C	27°C	28°C	30°C	32°C	34°C	35°C											
	52°C	28°C	30°C	32°C	34°C	36°C												

This table shows the theoretical **OUTGOING AIR TEMPERATURE** of a cooler.

The theoretical **OUTGOING AIR TEMPERATURE** depends on the **INCOMING AIR TEMPERATURE** and on the **RELATIVE HUMIDITY**.

Simply find your **INCOMING AIR TEMPERATURE** and **RELATIVE HUMIDITY**, then locate the value where the two intersect and that is your theoretical **OUTGOING AIR TEMPERATURE**.

Example:

Incoming air temperature = 35°C

Relative humidity = 30%

Outgoing air temperature = 26°C

PORTABLE AIR COOLERS

CCX 4.0



The use of Master air coolers strongly reduces the CO₂ impact compared to air-conditioners.



CCX 4.0



- Attractive compact design
- Low installation, running and maintenance costs
- Remote control for easy operation
- Different settings and running features
- Handles to easily carry the unit
- Wheeled units with integrated water tank for multiple applications
- Long uninterrupted running time without the need to refill water
- Ionizer to improve air quality
- Low-noise level making it ideal for terraces

CCX 4.0 CONTROL PANEL



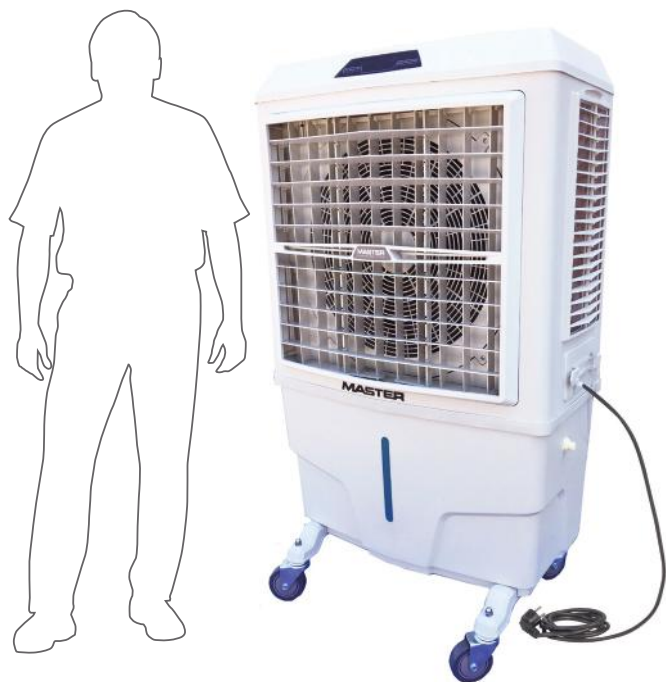
Specifications	Units	CCX 4.0
Cooling pad	dm ³	40
Air flow	m ³ /h	4,000
Maximum area	m ²	80
Power consumption	W	150
Power supply	V/Hz	230/1ph/50
Rated current	A	1.45
Fan speed		3
Outlet versions		Front
Water consumption	l/h	5-10
Tank capacity	l	50
Direct water connection	inch	Yes
Tank level control		Yes
Sound level	dB(A)	67
Product size (l x w x h)	mm	640 x 450 x 1160
Box size (l x w x h)	mm	650 x 550 x 1160
Weight (without/with water)	kg	22/72
Pallet	pcs	2

PORTABLE AIR COOLERS


BC 80



The use of Master air coolers strongly reduces the CO₂ impact compared to air-conditioners.



BC 80



- Easy to move on wheels - ideal for rental
- Flaps can swing automatically
- No installation required - connect to water hose or refill tank and enjoy cool air
- Eco friendly: no compressor, no gas, very low energy and water consumption
- Ionizer to improve air quality - the cooler refreshes and cleans the air of fumes, dust and odours
- Remote control to easily find your ideal cooling modus
- Air filters to ease maintenance

COOLING ❄️

Specifications	Units	BC 80
Cooling pad	dm ³	70
Air flow	m ³ /h	8,000
Maximum area	m ²	180
Power consumption	W	330
Power supply	V/Hz	230/1ph/50
Rated current	A	1.5
Fan speed		3
Outlet versions		Front
Water consumption	l/h	8
Tank capacity	l	100
Direct water connection	inch	½
Tank level control		Yes
Sound level	dB(A)	62
Product size (l x w x h)	mm	500 x 850 x 1410
Box size (l x w x h)	mm	520 x 870 x 1310
Weight (without/with water)	kg	32/132
Pallet	pcs	2

PORTABLE AIR COOLERS

BC 121-BC 221



The use of Master air coolers strongly reduces the CO₂ impact compared to air-conditioners.

new product



PATENT

BC 121
(UV LAMP INCLUDED)

new product



PATENT

BC 221
(UV LAMP INCLUDED)



- Efficient and durable spot cooler for industrial applications
- Quiet running even with large air-flow
- Automatic swing function as standard
- Large water tank for longer operating hours
- Large, durable wheels with brakes allow easy movement
- Connect water hose or refill tank manually to offer comfort to your employees
- Corrosion-resistant plastic casing
- Air filter included to enable easy maintenance
- Remote control to easily adjust speed
- UV lamp, disinfecting the water
- Water level indicator

Optional accessories



Winter cover
BC 121- 4250.414
BC 221- 4250.415



The temperature drop is proportional to the size of the evaporative pads.

Specifications	Units	BC 121	BC 221
Cooling pad	dm ³	80	120
Air flow	m ³ /h	12,000	22,000
Loaded air flow	m ³ /h	8,000	15,000
Maximum area	m ²	250	330
Power consumption	W	500	800
Power supply	V/Hz	220-240/1ph/50	220-240/1ph/50
Rated current	A	2.3	3.7
Water consumption	l/h	8-10	12-18
Tank capacity	l	60	120
Direct water connection	inch	½	½
Tank level control		Yes	Yes
Sound level	dB(A)	67	67
Product size (l x w x h)	mm	1050 x 600 x 1460	1230 x 640 x 1730
Box size (l x w x h)	mm	1120 x 680 x 1650	1300 x 720 x 1930
Net/gross weight	kg	50/55	64/69
Pallet	pcs	1	1

PORTABLE AIR COOLERS

BC 341



The use of Master air coolers strongly reduces the CO₂ impact compared to air-conditioners.



PATENT

BC 341
(UV LAMP INCLUDED)



- Powerful air volume 30,000 m³/h to cool large working areas
- No installation, no duct work required
- Low running costs
- Easy to maintain
- Evaporative filter pads, blocking dirt
- UV lamp, disinfecting the water
- Low energy consumption
- Applications: Workshops and warehouses, plastic, glass, assembly and painting plants, agriculture, greenhouses and aircraft hangars

COOLING ❄️



UV lamp as a standard

Optional accessories



Winter cover
BC 341- 4250.416

Specifications	Units	BC 341
Cooling pad	dm ³	340
Air flow	m ³ /h	30,000
Loaded air flow	m ³ /h	23,000
Maximum area	m ²	400
Power consumption	W	1,050
Power supply	V/Hz	220-240/1ph/50
Rated current	A	4.9
Water consumption	l/h	10-15
Tank capacity	l	200
Direct water connection	inch	½
Tank level control		Yes
Sound level	dB(A)	70
Product size (l x w x h)	mm	1690 x 920 x 1910
Pallet size (l x w x h)	mm	1000 x 1800 x 2100
Net/gross weight	kg	130/140
Pallet	pcs	1

PORTABLE AIR COOLERS

BCB 19



The use of Master air coolers strongly reduces the CO₂ impact compared to air-conditioners.



BCB CONTROLLER

BCB 19



- Axial fan with optional ducting for cool air
- Made of robust UV resistant plastic
- Easy to move – functional wheels
- Diffuser on top – upper exit
- LCD remote control with 7.5m cable
- Infrared remote control
- 12-speed fan, adjustable to create ideal climate
- Long-life cooling pads
- Automatic: self-cleaning, self-draining, self-drying when the cooler is inactive
- External filter included to protect against dust and dirt from the environment
- Prevention system against Legionella, algae, fungus, etc.
- Ideal for well-ventilated spaces like party and event tents
- Plug-and-play principle, connect water and enjoy cool air
- Ideal for rental purposes
- Very low energy consumption

Specifications	Units	BCB 19
Cooling pad	dm ³	220
Cooling pad	cm	79 x 70 x 10
Air flow	m ³ /h	18,000
Maximum air pressure	Pa	200
Maximum area	m ²	250
Power consumption	W	1.1
Power supply	V/Hz	230/1ph/50
Air exit		Top
Fan type		Axial
Fan speed		12
Protection		IP44
Water consumption	l/h	10-15
Tank capacity	l	250
Sound level	dB(A)	66
Water input/drain	inch	½ and 1
Dimensions air exit	cm	64 x 45
Product size (l x w x h)	mm	1100 x 1100 x 1850
Box size (l x w x h)	mm	1150 x 1150 x 2000
Net/gross weight	kg	75/85
Pallet	pcs	1

STATIONARY AIR COOLERS

BCM 191-BCM 311-BCM 511



The use of Master AIR COOLERS strongly reduces the CO₂ impact compared to air-conditioners.

new product



BCM 191
BCM 311
BCM 511



Installation example



- Powerful cooling method available in 19,000m³/h, 31,000m³/h, 50,000m³/h
- Control temperature and humidity
- Low running costs
- Easy to maintain
- Evaporative filter pads, blocking dirt
- Dust filter, blocking dust
- UV lamp, disinfecting the water
- Low energy consumption, 10% compared to traditional AC
- Fresh, cool and healthy air to guarantee cool and clean environment
- Full technical and commercial support available for dimensioning and project support

Cool air outlet – possible installation

Depending on the needs, the cooled air can be driven from the top, side or down.



Down exit



Side exit



Top exit

Specifications	Units	BCM 191	BCM 311	BCM 511
Cooling pad - total surface	dm ³	201	306	420
Cooling pad size - 1 pc.	cm	75 x 67 x 10	87 x 88 x 10	100 x 105 x 10
Air flow	m ³ /h	19,000	31,000	50,000
Fan type		Axial	Axial	Axial
Fan speed		12	12	12
Power consumption	kW	1.1	3.0	4.0
Power supply	V/Hz	230/1ph/50	380/3ph/50-60	380/3ph/50-60
Air exit	mm	Top, side or down	Top, side or down	Top, side or down
Tank capacity	l	30	50	60
Water consumption	l/h	20-40	30-50	40-70
Remote control integration	SM 4.0	Yes	Yes	Yes
Product size (l x w x h)	mm	1100 x 1100 x 960	1280 x 1280 x 1170	1500 x 1500 x 1450
Weight	kg	55	86	112

STATIONARY AIR COOLERS

BCM 191-BCM 311-BCM 511



SELF-MANAGEMENT WATER CLEANING SYSTEM

Thanks to its electronic structure and components (electrovalve, drain valve and level sensors), Master equipment has an automated system for cleaning, emptying and filling water tank.

PRE-COOL

The evaporative cooler enters into pre-cooling mode for one minute, just before the engine starts to operate, thus ensuring instant cooling capability.

AUTO MODE

With the previous adjustment of the required values of temperature and humidity, this mode makes it possible to operate the equipment autonomously and efficiently by regulating air flow rate, and water levels according to the values (T° and %RH).

AUTO-CLEAN

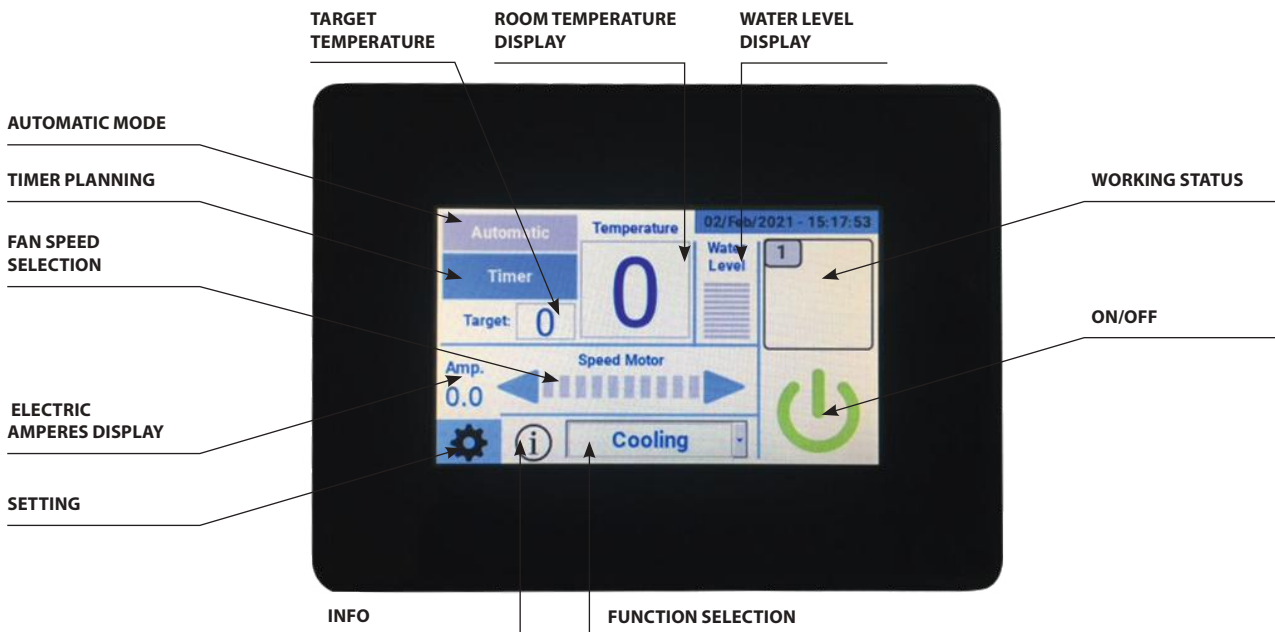
This function enables you to set a period of time (hrs.) for the automation of units cleaning. Programmable period of time from 0 to 72hrs. The water drain valve opens, empties the water tank and performs the cleaning process. After one minute, the inlet solenoid valve opens to refill the water tank. This self-cleaning mode is adjusted according to the measures and recommendations for prevention and control of Legionella.

MAIN FEATURES OF SUPERMASTER DISPLAY AND CONTROLLER

Available in two sizes:

*SUPERMASTER 4: Controlling a single cooler. Available with a 4.3" display touch screen

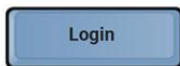
*SUPERMASTER 10: Controlling up to 31 coolers. Available with a 10" display touch screen



REMOTE CONTROL SYSTEM FOR BCM STATIONARY AIR COOLERS SUPERMASTER



Login 04/08/2020 - 10:47:14



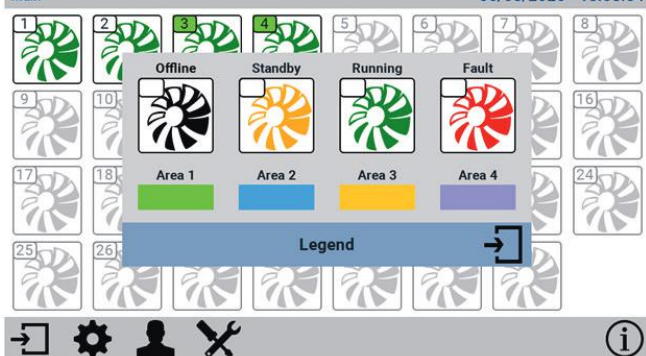
Version: 1.0 / 01-08-2020



Start panel: protected by a password

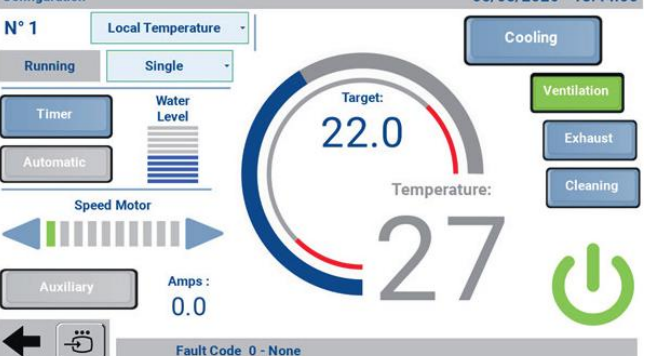
- The most advanced cooler controller on the market
- It can control up to 31 units of Master BCM
- Easy to use centralised control panel
- All of the cooler main functions can be set up via the Cloud on laptop or smartphone
- Very useful when coolers are difficult to reach or you need to control more than 1 unit

Main 05/08/2020 - 13:08:54



- It is possible to connect up to 31 units in one system
- The application makes it possible to make the settings for each cooler separately or for groups of coolers
- Cooler status is always indicated as either: off line, standby, running and fault
- The coolers which are installed and active are checked with a white frame
- They can be grouped in smaller zones with the same settings which allows for easy control
- Each zone is indicated by a different colour – easy to find to which zone a specific cooler belongs

Configuration 05/08/2020 - 13:44:06



Possible actions:

- Setting a local and target humidity and temperature
- Checking the fault code – allows to easily control the failures during operation
- Checking the water tank level
- The Ampere box shows the instant current of the cooler. It is very useful for installation and for troubleshooting
- The settings can be made for one single cooler or for a group of coolers in the same area

Timers 03/09/2020 - 16:57:02



The cooler panel also enables you to:

- Set a timer and a weekly planner
- Set the cooler functions: to cool, to ventilate, to exhaust, to swing, to clean
- Select fan speed motor and the air flow

ACD 137



new product



PATENT

ACD 137



- High capacity air-conditioning COLD AIR: 24,000 BTU/h (equal to 7.1kW) with just 1.98kW electrical supply
- High capacity dehumidifying DRY AIR: 130 l/day water collection with just 1.98kW electrical supply
- Ducting connections
- Powerful and quiet fans
- Compact and lightweight
- Easy to install
- Heavy-duty casters
- Ideal for emergency and temporary solutions – quick deployment for tents and mobile hospitals
- Portable spot air-conditioning for a wide range of applications like workshops, data centres, offices, retail

Included in the box



Twin adjustable hoses



Fix connector for flex tube

Optional accessories



Flex tube for cold air
Ø31cm, 3m, PVC
4515.572



Flex tube for cold air
Ø31cm, 3m, insulated
4515.370



Thermostat TAC for cooling - 4250.318



Air inlet plenum
Ø30cm – 4250.319



Flex tube for cold air
Ø31cm, 7.6m, nylon
4515.360

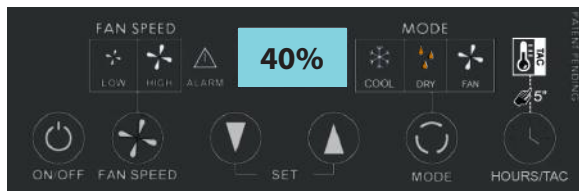
Specifications	Units	ACD 137 air-conditioner mode	ACD 137 dryer mode
Cooling capacity (28°C/55% RH)	kW	7.1	-
	Btu/h	24,000	-
Drying capacity (30°C/80% RH)	l/24h	-	130
Air flow	m ³ /h	1,020/800	1,020/800
Operating temperature range	°C	10-42	10-42
Nominal power supply (28°C/55%)	W	1980	1980
Nominal current (28°C/55%)	A	10	10
Max. current	A	14	14
Power supply	V/Hz	220-240/1ph/50	220-240/1ph/50
Sound level	dB(A)	55	55
Refrigerant		R1234YF A2L	R1234YF A2L
Hot air outlet	mm	400	400
Cold air outlet (2-ways, standard)	mm	2 x 135	2 x 135
Cold air outlet (1-way)	mm	300	300
Product size (l x w x h) with handle	mm	790 x 620 x 1326	790 x 620 x 1326
Box size (l x w x h)	mm	580 x 700 x 1500	580 x 700 x 1500
Weight	kg	98	98

CONDENSATION DEHUMIDIFIER AND AIR-CONDITIONER ACD 137




ACD 137 is an innovative portable device with multiple use:

- Air-conditioner COLD AIR: 7.1 kW. Electric supply just 1.98 kW
- Air dehumidifier DRY AIR: 130 l/day water collection
- Fan AIR VENTILATION



The control panel allows to select three modes:

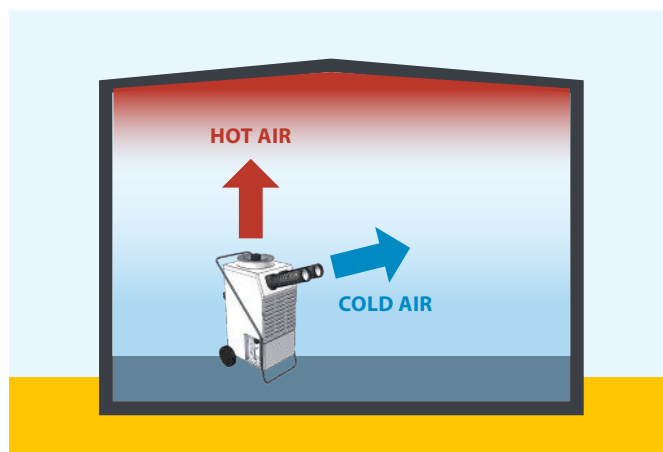
- Air-conditioner (cooling mode)
- Air dryer (drying mode)
- Air ventilation (fan mode)



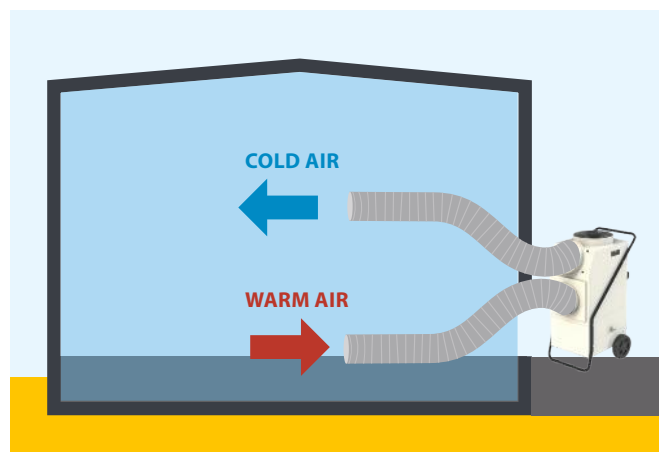
Cold and hot air circulate on the same side of ACD 137. This solution increases the efficiency of the cooling.

DRYING

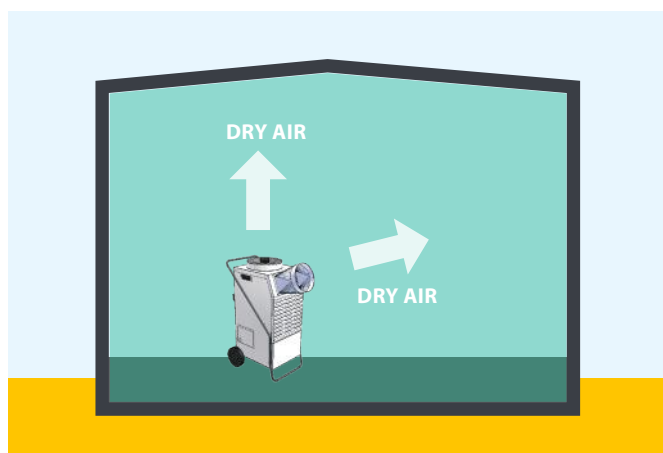
COOLING



SPOT COOLING. Placed into a room the cold air is blown towards the target (for example an electronic device that needs cooling down) and the hot air is blown upwards.



ROOM COOLING. The ACD 137 is placed outside a small room. The air is recirculated. The TAC room thermostat is placed inside the room to control the temperature.



ROOM DRYING. With the ACD 137 placed inside the room the dry air is blown around the room. The humidity removed from the air is collected into a tank.

Thanks to its flexibility, the ACD 137 can be used in different situations.

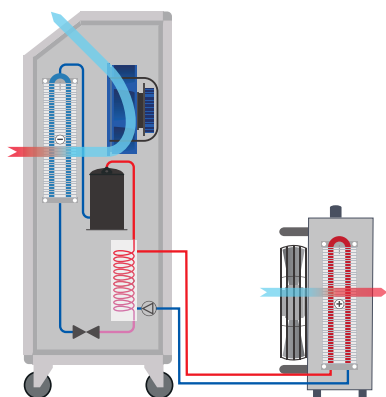
MOBILE AIR-CONDITIONER ACT-7



ACT-7



- Sturdy metal construction
- High-efficiency cooling circuit
- Can be installed without prior training
- Quick-connect cooling line connectors
- Indoor unit with step-less variable fan speed and adjustable grille
- Up to 30 meter installation distance between indoor and outdoor units
- Slim water and glycol hose connection eliminates need for large air ducts



The ACT 7 absorbs the heat into a refrigerant cooling system. From there, the heat is transferred to the self-containing chilled water/glycol system. It is then pumped through to the outdoor unit where the water is cooled and the heat dissipates.

The indoor unit is connected to the outdoor unit via two 22mm quick-connect, self-sealing flexible hoses. These hoses are supplied in 5m or 15m lengths and can be connected to a maximum length of 30m.

Optional accessories



Connection hose set
5m - 482414
15m - 482415



T-split set
051921



Duct spigot kit
099927



Forklift guides
098513

Specifications	Units	ACT 7 (EU)	ACT 7 (UK)
Operating range – inside temperature	°C	8-35	8-35
Operating range – outside temperature	°C	0-40	0-35
Air flow internal (step-less variable)	m ³ /h	930 -1,310	930 -1,310
Power supply	V/Hz	230/1ph/50	230/1ph/50
Fuse	A	16	13
Nominal running current	A	11.2	11.0
Nominal power consumption	kW	2.6	2.5
Cooling capacity	kW	7.0	7.0
Sound level @ 3m (max. speed)	dB(A)	56	56
Product size (h x w x d)	mm	1070 x 852 x 420	1070 x 852 x 420
Weight – indoor unit	kg	117	117

HOW TO CHOOSE YOUR PORTABLE MASTER COOLER



Master evaporative coolers can be used in a wide variety of applications. Use the below guide to find the best unit for your specific needs. This will help ensure you to make the right choice so you can enjoy your investment for a long time to come.

Alternatively, feel free to reach out to our international team of experts. We would be more than happy to assist you in finding an economical, practical, durable and efficient solution that caters to your exact needs.

Please contact our experts for assistance on the fixed coolers as well to get custom-made solution on dimensioning.



APPLICATION	CCX 4.0 SUGGESTED AREA	BC 80 SUGGESTED AREA	BC 121 SUGGESTED AREA	BC 221 SUGGESTED AREA	BC 341 SUGGESTED AREA
WELL-VENTILATED RESTAURANT OR BAR	60m ²	90m ²	NO	NO	NO
OUTDOOR TERRACE	60m ²	90m ²	150m ²	220m ²	300m ²
PLASTIC INDUSTRY	NO	90m ²	150m ²	250m ²	330m ²
GLASS INDUSTRY	NO	90m ²	150m ²	250m ²	330m ²
AUTOMOTIVE INDUSTRY	NO	90m ²	150m ²	250m ²	330m ²
PAINTING PLANT	NO	90m ²	150m ²	250m ²	330m ²
COMMERCIAL KITCHEN	60m ²	80m ²	NO	NO	NO
GREENHOUSE	NO	NO	150m ²	250m ²	330m ²
COW BARN	NO	NO	150m ²	250m ²	330m ²
LOGISTICS CENTRE	NO	NO	150m ²	250m ²	330m ²
ASSEMBLY PLANT	NO	NO	150m ²	250m ²	330m ²
HANGAR	NO	NO	150m ²	250m ²	330m ²

AIR CLEANING

Air cleaning is an efficient and cost-effective technology that extracts or isolates dusts, pollutants and contaminants in the air and creates healthy, comfortable building conditions without heat loss. This makes our commercial air cleaning solutions suitable for a wide range of applications and environments, including hospitals, schools, commercial workplaces, retail and supermarkets, restaurants and construction sites.

Our air cleaning solutions range includes air cleaners, air purifiers, dust control systems, direct dust extractors and air scrubbers. These systems are quick and easy to install, and many do not require ducting or ventilation.



WHY **CHOOSE MASTER** AIR CLEANING EQUIPMENT?



PROTECT YOUR INVESTMENT

Master air cleaning equipment is durable and robust, designed to work continuously, even in very harsh conditions.




INCREASE PRODUCTIVITY

Master air cleaning equipment, purify the air to improve your working conditions.



EASY INSTALLATION

Master air cleaners and dust stop equipment are quick to apply - no special installation is required.



COMFORT OF USE

Master air cleaning equipment is designed for high functionality, with different speed levels, high air flow and additional accessories to increase efficiency.



CHOOSE YOUR SOLUTION

Master air cleaning equipment is designed to cater many different applications such as, construction, public facilities, offices and residential.



RESPECT THE ENVIRONMENT













All Master products are energy-saving and environment-friendly.















3 YEAR WARRANTY

Master offers a 3-year warranty on all products. Who else can say that? Read the warranty terms online.

AIR CLEANING SOLUTIONS FOR: CONSTRUCTION, INDUSTRY, OFFICE & COMMERCIAL

APPLICATION	 AIR CLEANERS	 DESIGN AIR CLEANERS	 DUST PROTECTION DOORS	 DUST PROTECTION WALL
CONSTRUCTION  NEW BUILD  RENOVATION	<p>●</p> <p>●</p>		<p>●</p>	<p>●</p>
RESTORATION  OLD BUILDING RENOVATION  FIRE/WATER DAMAGE/ MOULD REMOVAL	<p>●</p> <p>●</p>		<p>●</p> <p>●</p>	<p>●</p> <p>●</p>
INDUSTRY  PRODUCTION, WAREHOUSES  WORKSHOP	<p>●</p> <p>●</p>			
OFFICES & COMMERCIAL FACILITIES  RECEPTION HALLS, MEETING ROOMS  CANTEENS		<p>●</p> <p>●</p>	<p>●</p> <p>●</p>	<p>●</p> <p>●</p>

AIR CLEANING SOLUTIONS FOR: SERVICE PROVIDERS, PUBLIC AREAS, HOME & OFFICE

APPLICATION	 AIR CLEANERS	 DESIGN AIR CLEANERS	 DUST PROTECTION DOORS	 DUST PROTECTION WALL
SERVICES  HOSPITALITY  MEDICAL PRACTICES, OFFICES  FITNESS STUDIOS  HAIRDRESSING	<p>●</p> <p>●</p> <p>●</p> <p>●</p>	<p>●</p> <p>●</p> <p>●</p> <p>●</p>		<p>●</p>
PUBLIC AREAS  SCHOOLS, CHILDCARE FACILITIES, AUTHORITIES  HOSPITALS, CARE HOMES	<p>●</p> <p>●</p>	<p>●</p> <p>●</p>		<p>●</p>
PRIVATE HOUSES  HOMES, RESIDENTIAL SPACES  CELLARS	<p>●</p>	<p>●</p> <p>●</p>		

AIR CLEANERS

HEYLO HL 400 PLUS



new product



HL 400



- Compact, attractive design
- Filters bacteria, viruses, pollen, dust and odours
- Supplied with filters for different applications: HEPA H14 against bacteria and viruses, EPA E10 against dust, activated carbon filter against unpleasant smell
- UV-A light against bacteria
- Removable cover for easy filter change
- Very quiet - in night mode only 32 dB(A)
- Can be controlled via WiFi via the app
- Ideally suited for flats, homes and offices, shops, medical practices, seminar and training rooms

Optional accessories



Digital control panel



Combifilter
HEPA H14 + G4
HL 400 - 1771005

Specifications	Units	HL 400 PLUS
Air flow with standard filter EPA E10 - max./mid./low	m ³ /h	360/285/170
Air flow with HEPA H14 - max./mid./low	m ³ /h	164/97/76
Room size with EPA 10 - with 5/3 air exchanges (height 2.4m)	m ²	30/50
Room size with HEPA H14 - with 5/3 air exchanges (height 2.4m)	m ²	14/23
CADR (Clean Air Delivery Rate)/CADR by Formaldehyd purified air	m ³ /h	360/80
Power supply	V/Hz	230/1ph/50-60
Power consumption	W	90
Power consumption - standby mode	W	8.7
Sound level @3m / at min. speed	dB(A)	44/32
Protection		IPX0
Product size (l x w x h)	mm	200 x 400 x 600
Box size (l x w x h)	mm	320 x 460 x 770
Net/gross weight	kg	9.7 / 11
Pallet	pcs	16

AIR CLEANERS

HEYLO HL 800 PLUS



new
product




HL 800



- Compact, attractive design
- Filters bacteria, viruses, pollen, dust and odours
- Supplied with filters for different applications: HEPA H14 against bacteria and viruses, E11 against dust, activated carbon filter against unpleasant smell
- Very quiet - only 20 db(A) in night mode
- 3-speed fan
- Ideally suited for flats, offices, conference and seminar rooms, schools, public authorities, medical practices and gyms
- Can be controlled via WiFi via the app

Optional accessories



Combifilter HEPA H14
(set 2 pcs)
HL 800 - 1772006



Digital control panel

Specifications	Units	HL 800 PLUS
Air flow with EPA E11 - max./mid./low	m ³ /h	800/682/480
Air flow with HEPA H14 - max./mid./low	m ³ /h	403/308/169
Room size with EPA 11 - with 5/3 air exchanges (height 2.4m)	m ²	66/111
Room size with HEPA H14 - with 5/3 air exchanges (height 2.4m)	m ²	30/50
CADR (Clean Air Delivery Rate)/CADR by Formaldehyd purified air	m ³ /h	800/300
Power supply	V/Hz	230/1ph/50-60
Power consumption	kW	90
Sound level @3m - Silent/speed 1/speed 2/speed 3	dB(A)	20/33/40/42
Protection		IPX0
Product size (l x w x h)	mm	400 x 400 x 665
Box size (l x w x h)	mm	530 x 530 x 800
Net/gross weight	kg	14/16
Pallet	pcs	6

AIR SCRUBBER MAS 13



MAS 13



FILTERS INCLUDED




- Improvement of the air quality
- Reduction of bad odours in the environment
- Improves the performance of nearby heaters and air-conditioners
- Rotomolded plastic cover
- Top casing in hard rubber
- Central plastic handle
- LED filter change indicator and stepless fan speed
- Display with knob for turning on and selecting power
- Side grill for the filtered air outlet
- Hour counter
- HEPA filter H13
- G4 filter
- Variable speed

Optional accessories



**H13 Filter
4610.201**



**Primary efficiency
filter G4 - 4610.200**




MAS 13 are stackable

Specifications	Units	MAS 13
Air flow	m ³ /h	1,300
Speed	RPM	2,500
Power consumption	W	230
Power supply	V/Hz	220-240/1ph/50
Rated current	A	1
Product size (l x w x h)	mm	600 x 365 x 565
Box size (l x w x h)	mm	620 x 380 x 580
Net/gross weight	kg	13.5/14.5
Pallet	pcs	16

DUST STOP DOOR HEYLO DCD 3.0



DCD 3.0



- Dust control door consisting of: door element (for door width of 680 - 1430 with adapters), PVC film with Velcro tape (2 x 68cm) and transport bag
- Quick and easy assembly
- An air cleaner or ventilator can be connected using a flex tube
- Two integrated dust extraction openings
- Easy to transport with a carrying bag
- Easy cleaning

Optional accessories



Flex tube - choose the one compatible with air cleaner or air scrubber you use

Dust stop doors allow to quickly divide the dirty area from the clean area.



DUST STOP WALL HEYWALL®



**new
product**

HEYWALL® BASIC



**new
product**

HEYWALL® PLUS



- Quick and flexible protection against dust
- For separating walls, ceilings and partial areas
- Module system - individual modules for different applications
- Quick to set up in a few minutes
- Convenient entrance or exit by a self-adhesive zipper

HEYWALL BASIC

- Max. length 8m, max. area 28.8m²
- 4 system bars up to 3.6m high including head and foot plates
- 4 angle adapters
- 2 zippers
- 1 transport bag

HEYWALL PLUS

- 4 extendable system bars 3.6m, including head and foot plates
- 4 angle adapter
- 2 zippers
- 4 side clamps
- 4 sealing rails including ceiling clamps
- 1 transport bag

HEYWALL® elements



Extendable system bars
3.6m – 1920201



Angle adapter – 1920207



Head and foot plates –
1920204



Zippers – 1920206



Transport bag – 1920208



Side clamps – 1920205



Ceiling clamps – 1920203








Sealing rails - 1920202

MODULES FOR HEYWALL®

- A Extendable system bars made of aluminium including head and foot plates**
Fix the head and foot plate to the system bar. Clamp the foil into the top plate. Then tighten the extendable system bars 3.6m to the desired length between floor and ceiling by pulling it out.
- B Sealing rails incl. ceiling clamps**
For application on ceilings, use the sealing rail and ceiling clamps. Use sealing rail with side clamp for wall closure.
- C Side clamps**
These create a wall closure together with the sealing rails. First, connect the side clamp to the sealing rail. Then connect the sealing rail and the side clamp at the appropriate height to the system bar.
- D Angle adapter**
For fixing the system bars to inclined walls. Screw the angle adapter onto the system bar, and then screw the head plate onto the angle adapter. Then clamp the system bar between the floor and the slant.
- E Self-adhesive zippers**
For application on the plastic foil. For easy entry and exit of the construction site. Stick the zipper and cut the film for the passage.
- F Carrying bag**
Bag with sturdy zipper for stable transport and handling, as well as integrated bag for accessories. Washable surface inside and outside.



Scan the code
Watch the installation video



VENTILATION

Powerful, targeted fans, blowers and floor dryers not only help provide fresh air and generate a direct, immediate cooling breeze. They also significantly speed up the process of drying walls or floors during construction or water damage restoration projects.

Whatever your ventilation needs, you can be sure you'll find a fitting solution in our selection of products ranging from portable fans, blowers and floor dryers to ceiling-mounted destratifiers.



WHY **CHOOSE MASTER** VENTILATORS?



PROTECT YOUR INVESTMENT

Master ventilators are durable and robust, designed to work continuously, even in very harsh conditions.




INCREASE PRODUCTIVITY

Master ventilation products can circulate, blow, purify and dry the air to improve your working conditions.



EASY INSTALLATION

Master fans are plug and play – no special installation is required.



COMFORT OF USE

Master ventilation products are designed for high functionality, with different speed levels, high air flow and additional accessories to increase efficiency.



CHOOSE YOUR SOLUTION

Master fans and blowers are designed to cater many different applications such as industry, construction, agriculture, offices and residential.



RESPECT THE ENVIRONMENT

All Master ventilation products are energy-saving and environment-friendly.







3 YEAR WARRANTY













Master offers a 3-year warranty on all products. Who else can say that? Read the warranty terms online.

SOLUTIONS FOR:

CONSTRUCTION, INDUSTRY, RESTORATION, LAUNDRIES AND COMMERCIAL KITCHENS

<h2>APPLICATION</h2>	 FANS	 BLOWERS	 FLOOR DRYERS	 DESTRATIFIERS
<h3>CONSTRUCTION</h3> <div data-bbox="113 707 226 824"> <p>INCREASED SPACE VENTILATION</p> </div> <div data-bbox="113 842 226 958"> <p>CLEANING THE AIR</p> </div>	<p>●</p>	<p>●</p> <p>● WITH DUSTBAG</p>		
<h3>RESTORATION WORKS</h3> <div data-bbox="113 1066 226 1182"> <p>DRYING FLOODED PREMISES</p> </div> <div data-bbox="113 1200 226 1317"> <p>WATER DAMAGE RESTORATION</p> </div>	<p>●</p> <p>●</p>	<p>●</p> <p>●</p>	<p>●</p> <p>●</p>	
<h3>WAREHOUSES & WORKSHOPS</h3> <div data-bbox="113 1424 226 1541"> <p>INCREASED SPACE VENTILATION</p> </div> <div data-bbox="113 1559 226 1675"> <p>CLEANING THE AIR</p> </div>	<p>●</p>	<p>●</p> <p>● WITH DUSTBAG</p>	<p>●</p>	<p>●</p>
<h3>COMMERCIAL KITCHENS & LAUNDRIES</h3> <div data-bbox="113 1805 226 1921"> <p>INCREASED SPACE VENTILATION</p> </div> <div data-bbox="113 1939 226 2056"> <p>DRYING CLOTHES</p> </div>	<p>●</p> <p>●</p>	<p>●</p> <p>●</p>		<p>●</p>

SOLUTIONS FOR: AGRICULTURE, RENTAL, EVENTS, HOMES AND OFFICES

APPLICATION				
	FANS	BLOWERS	FLOOR DRYERS	DESTRATIFIERS
AGRICULTURE				
	FARMS			
	GREENHOUSES			
EVENTS & MILITARY				
	OUTDOOR VENTILATION			
	INCREASED SPACE VENTILATION			
RENTAL				
	INCREASED SPACE VENTILATION			
	CLEANING THE AIR			
HOMES & OFFICES				
	INCREASED SPACE VENTILATION			
	COOLING			

VENTILATION

PROFESSIONAL FANS – ROTOMOULDED DFX 20



DFX 20 (40CM)

IP44



Two connected units increase the air pressure - this allows more than one flex tube to be connected to ventilate over longer distances.



- Robust, plastic rotomoulded casing
- Easy to use and transport
- High air flow
- Axial fan
- 2 speeds
- Ductable
- Stackable: with 2 rubber straps to lock the units one to another



Control panel including hour counter, extra power socket, 2-speed switch

Optional accessories



PVC flex tubes 7.6m
Ø51cm - 4031.403



Professionals on-the-road prefer plastic fans because they endure rough transportation.

Specifications	Units	DFX 20
Air flow	m ³ /h	5,430/6,450
Max. air pressure	Pa	225
Fan type		1 x Axial
Fan speed		2
Power consumption	W	195/285
Power supply	V/Hz	220-240/1 ph/50
Outlet diameter	cm	40
Air current		Blow out
Protection		IP44
Product size (l x w x h)	mm	525 x 320 x 550
Box size (l x w x h)	mm	550 x 365 x 570
Net/gross weight	kg	12.6/14
Pallet	pcs	12

PROFESSIONAL FANS – METAL

DF 20-DF 30-DF 36



DF 20 (50CM)

IP44



- Adjustable air stream
- 360° rotation
- DF 20 has vertical and horizontal 360° rotation
- DF 20 can be hung on walls or ceilings
- Powder coated casing
- Each model has different types of air distribution



DF 30 (75CM)
DF 36 (90CM)

VENTILATION

Specifications	Units	DF 20	DF 30	DF 36
Air flow	m ³ /h	3,600/4,800/6,600	9,180/10,200	11,800/13,200
Fan type		1 x Axial	1 x Axial	1 x Axial
Outlet diameter	cm	50	75	90
Fan speed		3	2	2
Power consumption	W	98/100/107	280/315	392/412
Power supply	V/Hz	220-240/1ph/50	220-240/1ph/50	220-240/1ph/50
Protection		IP44	IP44	IP20
Product size (l x w x h)	mm	690 x 200 x 675	910 x 350 x 935	1030 x 380 x 1100
Box size (l x w x h)	mm	700 x 210 x 685	935 x 365 x 955	1050 x 390 x 1110
Net/gross weight	kg	9/11.5	32/36	41/45.1
Pallet	pcs	18	6	4

PROFESSIONAL FANS – FLOOR STANDING

FS 75



FS 75 (75CM)



- Industrial fan
- Very stable and robust
- Made of metal
- High air flow
- Easy installation
- Chromed grill
- 1.8m power cord
- 2 fan speeds
- Cast iron base, cross shape
- Designed for use in public places like restaurants, bars, at events, workshops, and in production halls

Specifications	Units	FS 75
Air flow	m ³ /h	13,140
Fan type		Axial
Outlet diameter	cm	75
Fan speed		2
Power consumption	W	123
Sound level	dB(A)	80
Power supply	V/Hz	220-240/1ph/50
Product size (l x w x h)	mm	800 x 665 x 1445-1610
Box size (l x w x h)	mm	835 x 185 x 1035
Net/gross weight	kg	19.5/26.5
Pallet	pcs	12

PROFESSIONAL FAN – BATTERY POWERED

DFB 16 PORTA-AIR



new
product



DFB 16 (40CM)



- Light and compact
- Metal housing
- Quiet running
- 220° head rotation
- Variable speed
- Power cord included
- Compatible with MCS 14.4 V battery



Optional accessories



6Ah Master lithium battery pack: 4 hours runtime. More than 1000 recharges.
4260.268



Master battery pack charger
4260.270

Specifications	Units	DFB 16
Air flow	m ³ /h	1,200
Fan type		Axial
Outlet diameter	cm	40
Fan speed	rpm	600-1300
Power consumption	W	21
Power supply	V	110-240
Frequency	Hz	50-60
Product size (l x w x h)	mm	520 x 264 x 513
Box size (l x w x h)	mm	540 x 295 x 485
Net/gross weight	kg	6.3/7
Pallet	pcs	16

PROFESSIONAL BLOWERS – PLASTIC

BL 4800-BL 6800-BL 8800



BL 4800 (20CM)
BL 6800 (30CM)



- Robust and durable construction
- Easy to use and transport
- High air flow
- Possibility to connect flexible ducts



BL 8800 (40CM)

Professional blowers allow you to eliminate and filter dirty air from the work place.



Optional accessories



PVC flex tubes 7.6m
BL 4800 - Ø21cm - **4160.251**
BL 6800 - Ø31cm - **4031.406**
BL 8800 - Ø41cm - **4031.402**



Dust bag, Length 3m
BL 4800 - **4515.540**
BL 6800 - **4515.541**
BL 8800 - **4515.542**
Dust bag filtration level - EPA 10

Specifications	Units	BL 4800	BL 6800	BL 8800
Air flow	m ³ /h	750	3,900	7,800
Max. air pressure	Pa	245	388	496
Fan type		1 x Axial	1 x Axial	1 x Axial
Fan speed		1	1	1
Power consumption	W	250	750	750
Power supply	V/Hz	220-240/1ph/50	220-240/1ph/50	220-240/1ph/50
Outlet diameter	cm	20	30	40
Air current		Blow out/suction	Blow out/suction	Blow out/suction
Protection		IP44	IP44	IP44
Product size (l x w x h)	mm	340 x 250 x 370	470 x 370 x 520	510 x 530 x 580
Box size (l x w x h)	mm	370 x 270 x 390	510 x 400 x 525	560 x 550 x 600
Net/gross weight	kg	7.2/7.7	14.7/15.9	19/20
Pallet	pcs	40	16	6

PROFESSIONAL BLOWERS – DUST BAG APPLICATION

BL 4800-BL 6800-BL 8800



Dust bags for Master professional blowers are used to clean the air. In the air filtration process, the dust bag separates the solid particles, e.g. dust from the stream of flowing air and stops them on the surface.

Master dust bags have been designed to remove fine dust particles. They can be used during light and medium construction and renovation works, such as:

- Cutting wall
- Polishing walls and floors
- Polishing terracotta or glaze

And also in:

- Workshops
- Production halls with dust pollution
- Warehouses

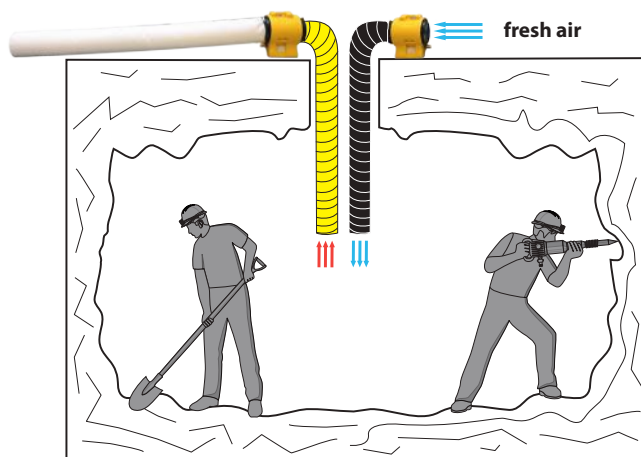
Master dust bags are made from a special polyester material for air filters.

The dust bag filtration level EPA 10 (Efficiency Particulate Air Filter) guarantees a high level of efficiency and air filtration.

Length of dust bags – 3m.



BL 4800, BLM 4800 - Ø20cm - **4515.540**
 BL 6800, BLM 6800 - Ø30cm - **4515.541**
 BL 8800 - Ø40cm - **4515.542**



Example: underground works – fresh air is blown in, used air is blown out and filtered.



Professional blowers allow you to introduce fresh air into the work place.



PROFESSIONAL BLOWERS – METAL

BLM 4800-BLM 6800



BLM 4800 (20CM)



BLM 6800 (30CM)



- Robust and durable construction
- Metal casing
- Easy to use and transport
- High air flow
- Motor with thermal protection
- Possibility to connect flexible tubes on inlet and outlet side

Optional accessories



PVC flex tubes 7.6m
 BLM 4800 - Ø25cm - **4515.559**
 BLM 6800 - Ø34cm - **4515.560**



Dust bag - 3m length
 BLM 4800 - **4515.540**
 BLM 6800 - **4515.541**
Dust bag filtration level - EPA 10

Specifications	Units	BLM 4800	BLM 6800
Air flow	m ³ /h	1,500	3,900
Max. air pressure	Pa	245	373
Fan type		1 x Axial	1 x Axial
Fan speed		1	1
Power consumption	W	230	350
Power supply	V/Hz	220-240/1ph/50	220-240/1ph/50
Outlet diameter	cm	23	32
Inlet diameter	cm	25	34
Air current		Blow out/suction	Blow out/suction
Protection		IP44	IP44
Product size (l x w x h)	mm	250 x 305 x 230	343 x 383 x 317
Box size (l x w x h)	mm	265 x 335 x 350	365 x 405 x 340
Net/gross weight	kg	6.4/8	9.5/10.5
Pallet	pcs	40	24

EXPLOSION PROOF BLOWERS

EFI 75XX & UB 20XX (POWERVENT)



new product



EFI 75XX

new product



UB 20XX



- ATEX explosion-proof ventilator
- For harsh working conditions
- PC/ABS antistatic casing, weatherproof, flameretardant and chemical resistant
- High air flow
- Easy transport with comfortable handle
- Possibility to connect a flex tube
- Effective protection against dust and water
- Safely blow or exhaust hazardous gases with minimal risk of the fan causing a spark
- ATEX certification: II 2 G Ex db eb IIB T6 Gb, II 2 G Ex IIB T6 Gb, Zone 1+2

Optional accessories



Flex tube, antistatic, 7.6m
EFI 75xx - Ø305mm - 1250066
UB 20xx - Ø230mm - 1250099



Power cable adaptor, 1.5m
EFI 75xx, UB 20xx - 1450290



Duct canister antistatic incl. duct
7,6 m, Ø205mm - UB 20xx- 1250211

Specifications	Units	EFi 75xx	UB 20xx
Air flow	m ³ /h	4,250	1,392
Max. air pressure	Pa	314	195
Fan type		1 x Axial	1 x Axial
Fan speed		1	1
Power consumption	W	560	250
Power supply	V/Hz	220-240/1ph/50-60	230/1ph/50
Sound level	dB(A)	89	74
Flex tube diameter	cm	30.5	20.5
Protection		IP55	IP55
Product size (l x w x h)	mm	406 x 381 x 406	330 x 305 x 355
Box size (l x w x h)	mm	450 x 500 x 520	450 x 400 x 530
Net/gross weight	kg	20	8.2 / 15
Pallet	pcs	6	8



E36202
E48202
E56002
E60002



Master destratifiers can be used during summer and winter to improve the climate in the room.



- The most powerful ceiling fans available on the market
- Working area up to 14 meters
- Heavy duty construction for many years of hassle-free use
- The aerodynamic shape moves large volumes of air
- Balanced motor and blades for vibration-free operation
- The motor is protected from thermal overload as it is equipped with thermal protection and automatic reset
- Can work in harsh professional conditions

Winter destratification

The hot air flows upstream. The Master ceiling fan pushes heat back down to the floor. The resulting energy saving is about 30%.

Summer ventilation

The Master ceiling fan creates an air flow which helps moisture evaporate from the skin, with an improvement of about 4°C on the perceived temperature. The fan supports the air-conditioning allowing the air to feel 23°C even when the thermostat shows 27°. It is perfect for humid environments and eliminates mould and dust.



Speed regulator for
 2 fans RVS 2.5A - **4800.018**
 5 fans RVS 5A - **4800.019**
 10 fans RVS 10A - **4800.020**

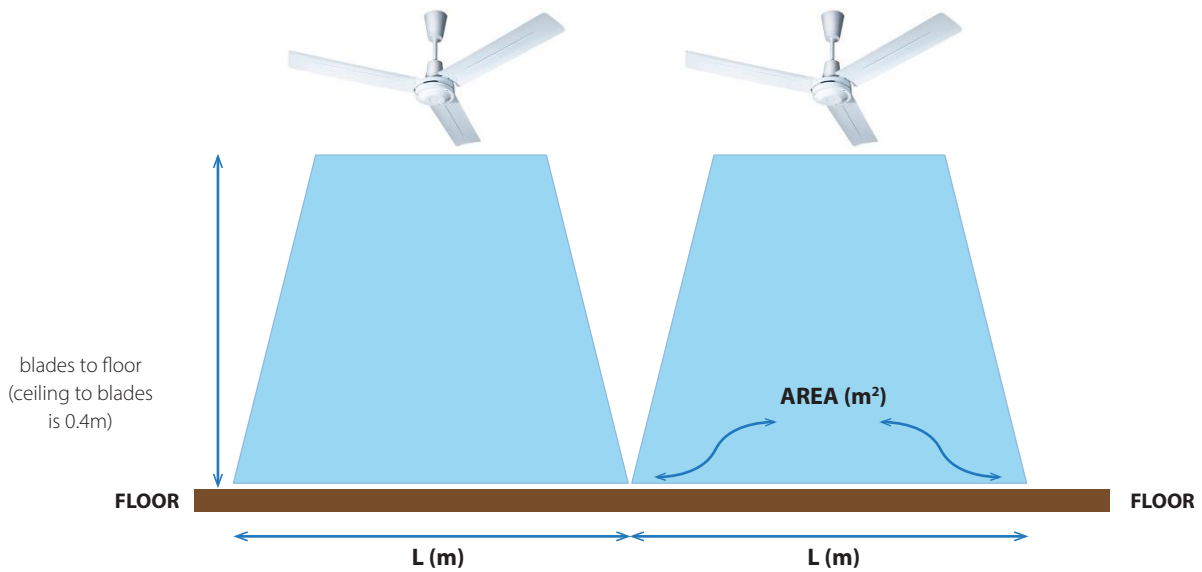
Specifications	Units	E36202	E48202	E56002	E60002
Air flow	m ³ /h	19,900	32,100	41,600	66,200
Maximum area in destratification	m ²	140	180	350	470
Turning diameter	mm/inch	900/36"	1200/48"	1400/56"	1500/60"
Fan type		Axial-Blades	Axial-Blades	Axial-Blades	Axial-Blades
Colour/number of blades		White/3	White/3	White/3	White/3
Power supply	V/Hz	230/1ph/50/60	230/1ph/50/60	230/1ph/50/60	230/1ph/50/60
Power consumption	W	71	105	110	120
Rated current	A	0.31	0.52	0.55	0.60
Max. speed	rpm	325	300	290	300
Max. working height	m	4	5	12	14
Product size	Ømm	900 x h 600	1200 x h 600	1400 x h 600	1500 x h 650
Box size (l x w x h)	mm	660 x 250 x 250	660 x 250 x 250	660 x 250 x 250	710 x 280 x 280
Net/gross weight	kg	7.7/9	9.3/11	9.8/12	12.8/ 14.5
Pallet	pcs	45	45	45	32

HOW TO CHOOSE YOUR DESTRAFIER



	E36202	E48202	E56002	E60002
HEIGHT (m)	L (m)	L (m)	L (m)	L (m)
3.0	10.5	12.5		
4.0	11.2	12.8	14.5	
6.0	12.5	13.5	18.5	21.5
9.0			16.5	19.5
12.0			12.5	18.1
14.0			10.5	16.5

SIDE VIEW OF AN INSTALLATION

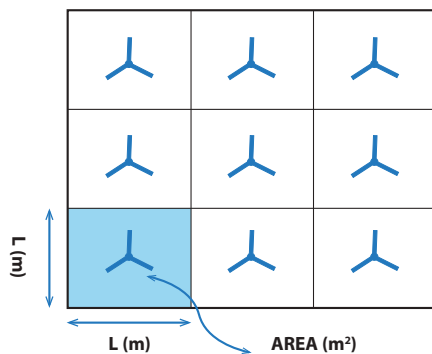


	E36202	E48202	E56002	E60002
HEIGHT (m)	AREA (m²)	AREA (m²)	AREA (m²)	AREA (m²)
3.0	110	156		
4.0	126	165	210	
6.0	156	182	342	462
9.0			272	380
12.0			156	328
14.0			110	272

VENTILATION



EXAMPLE OF DISTRIBUTION OF THE MASTER DESTRAFIER/ VENTILATORS IN A FACTORY



Master destratifiers work up to 14m in height.

FLOOR DRYERS

CD 5000-CDX 20



CD 5000



- Flat diffuser
- Robust and durable construction
- Easy to use and transport
- Equipped with an additional socket for series connection (CD 5000)
- Stackable (CDX 20)
- Comfortable handles



CDX 20

3 possible working positions



CDX 20 flat diffuser



CDX 20 small foot for better floor installation



CDX 20 control panel, hour counter

Specifications	Units	CD 5000	CDX 20
Air flow	m ³ /h	2,640	1,270/1,610
Max. air pressure	Pa	500	265
Fan type		1 x Centrifugal	1 x Radial
Fan speed		3	2
Power consumption	W	384/452/550	161/179
Power supply	V/Hz	220-240/1ph/50	220-240/1ph/50
Outlet diameter	cm	12 x 42	10 x 40
Air current		Blow out	Blow out
Protection		IP44	IP44
Product size (l x w x h)	mm	510 x 420 x 480	520 x 425 x 215
Box size (l x w x h)	mm	520 x 430 x 500	550 x 435 x 230
Net/gross weight	kg	14.2/15.5	7.8/9
Pallet	pcs	16	28

GO DIGITAL MASTER APP



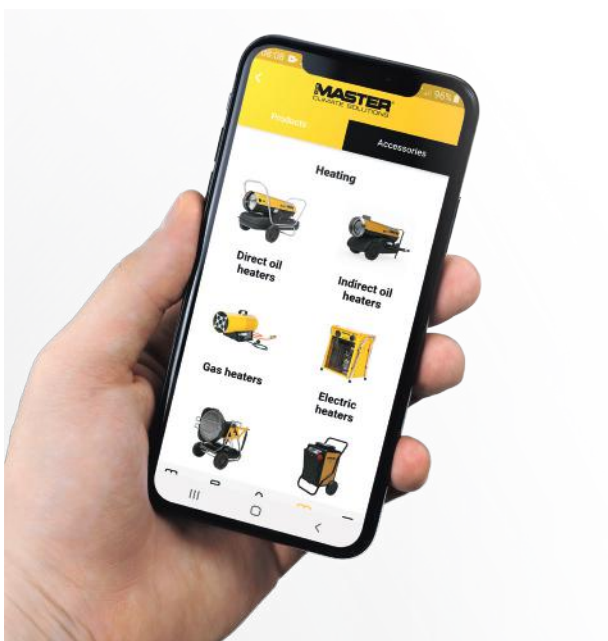
MASTER CLIMATE SOLUTIONS APP

Everything you need in the palm of your hand! Seven languages and complimentary download.

Features

Calculate your way to the best heating, drying, cooling or ventilation equipment for your next project using our range of selection tools as specified below:

- **Portable heaters**
The heater selection tool menu contains guides and calculators for industry air flow heaters, infrared heaters as well as disinfection and pest control heaters. Simply enter your application details and the app will identify one or more suitable solutions for you.
- **Portable coolers**
The cooler selection tool menu offers access to a simple size guide calculator for our extensive range of cooling solutions. By entering room length, width and specifying application type the app will be able to find the best unit for you.
- **Portable dehumidifiers**
Specify average room temperature and relative humidity, room length, width and height. The app will then determine the required dehumidifier capacity and based on that point you to one or more ideal solutions.
- **Fans and ventilation**
The fan/ventilation selection tool simply requires you to specify what you need done in your application: blow the air, circulate the air, dry the floor or purify the air. Based off of that information, the app presents the range of solutions suitable for your intended use.
- **Catalogue**
The app also makes it possible to browse through the user-friendly product catalogue that showcases all available heaters, coolers, dehumidifiers, ventilation units along with all available accessories.
- **3-year limited warranty**
The app also enables you to activate the unique 3-year limited warranty on Master products. Once registered, the app stores your full list of Master products in your individual account.



Register your product
with our Master Climate Solutions App

Keep updated and follow us on:

 Master Climate Solutions YouTube channel:
www.youtube.com/c/masterheaters

 LinkedIn profile:
Dantherm Group

Dantherm Group website:
danthermgroup.com

DENMARK

Dantherm A/S
DK-7800 Skive
+45 96 14 37 00
sales.dk@danthermgroup.com

GERMANY

Dantherm GmbH
22844 Norderstedt
+49 40 526 8790
sales.de@danthermgroup.com

ITALY

Dantherm S.p.A.
37010 Pastrengo (VR)
+39 045 6770533

62012 Civitanova Marche (MC)
+39 0733 714368
sales.it@danthermgroup.com

SPAIN

Dantherm SP S.A.
28108 Alcobendas, Madrid
+34 91 661 45 00

46980 Paterna, Valencia
+34 961 524 866
sales.es@danthermgroup.com

UNITED KINGDOM

Dantherm Ltd
Maldon CM9 4XD
+44 (0)1621 856611
sales.uk@danthermgroup.com

FRANCE

Dantherm SAS
69694 Vénissieux Cedex
+33 4 78 47 11 11
sales.fr@danthermgroup.com

POLAND

Dantherm Sp. z o.o.
62-023 Gądkki
+48 61 65 44 000
sales.pl@danthermgroup.com

NORWAY

Dantherm AS
3138 Skallestad
+47 33 35 16 00
sales.no@danthermgroup.com

SWEDEN

Dantherm AB
602 13 Norrköping
+46 (0)11 19 30 40
sales.se@danthermgroup.com

RUSSIA

Dantherm LLC
142800, Stupino
Moscow
+7 (495) 642 444 8
sales.ru@danthermgroup.com

SWITZERLAND

AirCenter AG
CH-5405 Baden Dättwil
+41 43 500 00 50
info@aircenter.ch

CHINA

MCS China
Baoshang, Shanghai, 201906
+8621 61486668
sales.cn@danthermgroup.com

Dealer:



Download our
catalogue

KEEP UPDATED
FOLLOW US ON:



danthermgroup.com